



# HOME INSPECTION REPORT



---

777 Greenleaf, Glencoe, IL, 60022

**INSPECTION DATE:**

2/17/2014

**PREPARED FOR:**

**PREPARED BY:**

Windy City Home Inspection

1-847-926-4663

1-847-926-4463 Fax

**INSPECTOR:**

Michael Gennett

© 2014 Windy City Home Inspection



## BUILDING DATA / RECEIPT INFORMATION

---

### RECEIPT

Inspection Date: 2/17/2014  
Inspection Number: 13404  
Client Name:  
Inspection Address: 777 Greenleaf, Glencoe, IL, 60022, Glencoe, IL, 60022  
Inspected by: Michael Gennett

Inspection: \$750.00  
**Total: \$ 750.00**

Paid by: [Check #1033](#)

---

### BUILDING DATA

Approximate Age: 11 Years  
Type: Single Family  
General Appearance: Satisfactory  
Main Entrance Faces: West  
Weather Condition: Overcast  
Temperature: Below 30°F  
Ground cover: Snow cover  
State of Occupancy: Occupied  
Client Present: Yes

#### **The Scope of the Inspection:**

All components designated for inspection in the ASHI® Standards of Practice are inspected, except as may be noted in the "Limitations of Inspection" sections within this report. It is the goal of the inspection to put a home buyer in a better position to make a buying decision. Not all improvements will be identified during this inspection. Unexpected repairs should still be anticipated. The inspection should not be considered a guarantee or warranty of any kind.

Please refer to the pre-inspection agreement for a full explanation of the scope of the inspection.

## SUMMARY\*

Roof and exterior inspections were limited due to snow cover.  
Patio door screens leading to deck are torn, recommend repairing as necessary.  
Missing vent cover under rear deck, recommend replacing as necessary. (See photo)  
Old moisture stains around HVAC drip pans in attic, recommend licensed HVAC technician seal pans.  
Warped ceiling panel at NE corner of office ceiling, recommend licensed carpenter repair.  
Moisture stains on ceiling in living room tight of, tested dry at time of inspection.  
Cracks on hearths at living room and master bedroom, recommend licensed contractor repair.  
Drain line for ice maker not installed properly, recommend licensed contractor correct. (See photo)  
Dishwasher at basement kitchen not powered on at time of inspection.  
Basement fireplace not operated at time of inspection due to built-in padding around hearth, unable to locate gas shut off.

---

## ITEMS NOT OPERATING

Ice maker in butler pantry.

---

## MAJOR CONCERNS

*Item(s) that have failed or have potential of failing soon.*

None apparent

---

## POTENTIAL SAFETY HAZARDS

Open electrical junction box in attic at NW corner, recommend licensed electrician correct. (See photo)  
Second floor dryer vent is backing up into attic at NW corner, recommend licensed contractor repair. (See photo)  
Recommend upgrading existing outlet in NE bedroom bath to GFCI outlet tight of sink.

---

## DEFERRED COST ITEMS

*Items that have reached or are reaching their normal life expectancy or show indications that they may require repair or replacement anytime during the next five (5) years.*

A/C that is 7+ years. Sump pumps. Water heater that is 5+ years. Boiler

---

\* **Photo summary can be found at end of report.**

\* Items listed in this report may inadvertently have been left off the Summary Sheet. Customer should read the entire report, including the Remarks.

---

## DEFINITIONS

**SATISFACTORY (Sat.)** - Indicates the component is functionally consistent with its original purpose but may show signs of normal wear and tear and deterioration.

**MARGINAL (Marg.)** - Indicates the component will probably require repair or replacement anytime within five years.

**POOR** - Indicates the component will need repair or replacement now or in the very near future.

**MAJOR CONCERNS** - A system or component that is considered significantly deficient or is unsafe.

**SAFETY HAZARD** - Denotes a condition that is unsafe and in need of prompt attention.

---

## GROUNDS

<b>Service Walks</b>	<input type="checkbox"/> None	<input type="checkbox"/> Public sidewalk needs repair
Condition:	<input type="checkbox"/> Concrete	<input type="checkbox"/> Brick
	<input type="checkbox"/> Satisfactory	<input type="checkbox"/> Other
	<input type="checkbox"/> Pitched towards home	<input type="checkbox"/> Trip Hazard
	<input type="checkbox"/> Flagstone	<input type="checkbox"/> Poor
	<input type="checkbox"/> Marginal	<input checked="" type="checkbox"/> Not visible
	<input type="checkbox"/> Settling cracks	
<b>Driveway</b>	<input type="checkbox"/> None	
Condition:	<input type="checkbox"/> Concrete	<input type="checkbox"/> Gravel
	<input type="checkbox"/> Satisfactory	<input type="checkbox"/> Other
	<input type="checkbox"/> Fill cracks and seal	<input type="checkbox"/> Trip hazard
	<input type="checkbox"/> Asphalt	<input checked="" type="checkbox"/> Not visible
	<input type="checkbox"/> Marginal	
	<input type="checkbox"/> Pitched towards home	
	<input type="checkbox"/> Settling cracks	
<b>Patio/Lanai</b>	<input type="checkbox"/> None	
Condition:	<input type="checkbox"/> Concrete	<input type="checkbox"/> Brick
	<input type="checkbox"/> Satisfactory	<input type="checkbox"/> Kool-Deck®
	<input type="checkbox"/> Pitched towards home (See Remarks page)	<input type="checkbox"/> Other
	<input type="checkbox"/> Flagstone	<input type="checkbox"/> Trip Hazard
	<input type="checkbox"/> Marginal	<input checked="" type="checkbox"/> Not visible
	<input type="checkbox"/> Settling cracks	
<b>Deck</b>	<input type="checkbox"/> None	<input checked="" type="checkbox"/> Wood
Condition:	<input type="checkbox"/> Treated	<input type="checkbox"/> Other
	<input type="checkbox"/> Satisfactory	<input type="checkbox"/> Railing/balusters recommended
	<input type="checkbox"/> Painted/Stained	<input type="checkbox"/> Poor
	<input type="checkbox"/> Marginal	<input checked="" type="checkbox"/> Not visible
<b>Deck/Patio/Porch Covers</b>	<input type="checkbox"/> None	<input type="checkbox"/> Earth to wood contact
Lacks:	<input type="checkbox"/> Metal straps/bolts/nails	<input type="checkbox"/> Moisture/insect damage
		<input type="checkbox"/> Improper attachment to house
<b>Porch (covered entrance)</b>	<input type="checkbox"/> None	<input type="checkbox"/> Railing/balusters recommended
Support Pier:	<input type="checkbox"/> Wood	<input type="checkbox"/> Other
Condition:	<input type="checkbox"/> Concrete	<input checked="" type="checkbox"/> Not visible
Floor:	<input checked="" type="checkbox"/> Satisfactory	<input type="checkbox"/> Poor
	<input type="checkbox"/> Marginal	<input type="checkbox"/> Safety Hazard
	<input type="checkbox"/> Marginal	
<b>Balcony (2nd floor platform)</b>	<input checked="" type="checkbox"/> None	<input type="checkbox"/> Wood
Railing:	<input type="checkbox"/> Yes	<input type="checkbox"/> Metal
Condition:	<input type="checkbox"/> No	<input type="checkbox"/> Other
	<input type="checkbox"/> Satisfactory	<input type="checkbox"/> Railing/balusters recommended
	<input type="checkbox"/> Marginal	<input type="checkbox"/> Poor
		<input type="checkbox"/> Safety Hazard
<b>Stoops/Steps</b>	<input type="checkbox"/> None	<input type="checkbox"/> Uneven risers
Condition:	<input type="checkbox"/> Concrete	<input checked="" type="checkbox"/> Other
	<input type="checkbox"/> Wood	<input type="checkbox"/> Railing recommended
	<input type="checkbox"/> Satisfactory	<input type="checkbox"/> Poor
	<input type="checkbox"/> Cracked	<input type="checkbox"/> Recommend baluster
	<input type="checkbox"/> Marginal	<input type="checkbox"/> Damaged wood.
	<input type="checkbox"/> Settled	<input checked="" type="checkbox"/> Not visible
<b>Landscaping Affecting Foundation</b>	(See Remarks page)	
Negative grade at:	<input type="checkbox"/> East	<input type="checkbox"/> Satisfactory
	<input type="checkbox"/> West	<input checked="" type="checkbox"/> Not visible
	<input type="checkbox"/> North	<input type="checkbox"/> Recommend window wells/covers
	<input type="checkbox"/> South	<input type="checkbox"/> Wood in contact/too close to soil
	<input type="checkbox"/> Recommend additional backfill	<input type="checkbox"/> N/A
	<input checked="" type="checkbox"/> Trim back trees/shrubberies	
	<input type="checkbox"/> Yard drains observed - not tested	
<b>Retaining Wall:</b>	<input type="checkbox"/> Yes	<input type="checkbox"/> No
Visual Condition:	<input type="checkbox"/> Concrete	<input type="checkbox"/> Other
	<input type="checkbox"/> Satisfactory	<input type="checkbox"/> Safety Hazard
	<input type="checkbox"/> Wood	<input checked="" type="checkbox"/> Not visible
	<input type="checkbox"/> Marginal	<input type="checkbox"/> Poor
<b>Hose Bibs</b>	<input checked="" type="checkbox"/> Yes	<input type="checkbox"/> No
Operates:	<input type="checkbox"/> Yes	<input checked="" type="checkbox"/> Not tested
	<input type="checkbox"/> No	<input type="checkbox"/> No anti-siphon valve
		<input type="checkbox"/> Not on
<b>General Comments</b>		

Grounds inspection limited due to snow cover.

**This confidential report is prepared exclusively for**

© 2014 Windy City Home Inspection, Inc.

## ROOF COVERING

General Information	
<b>Roof Visibility</b>	<input type="checkbox"/> All <input checked="" type="checkbox"/> 40 Percent <input type="checkbox"/> None <input checked="" type="checkbox"/> Limited By: Snow Cover
<b>Inspected From</b>	<input type="checkbox"/> Roof <input type="checkbox"/> Ladder at eaves <input checked="" type="checkbox"/> Ground w/binoculars
<b>Style of Roof</b>	Type:    Combination: <input checked="" type="checkbox"/> Gable <input checked="" type="checkbox"/> Hip <input type="checkbox"/> Mansard <input type="checkbox"/> Shed <input type="checkbox"/> Flat <input type="checkbox"/> Other Pitch:    Combination: <input type="checkbox"/> Low <input type="checkbox"/> Medium <input checked="" type="checkbox"/> Steep <input type="checkbox"/> Flat
<b>Roof Covering</b>	Roof #1:    Type: <b>Wood</b> Estimated Layers: <b>1 Layer</b> Approximate age of cover: <b>11</b> years Roof #2:    Type: <b>Unknown</b> Estimated Layers: <b>Unknown</b> Approximate age of cover: <b>Unknown</b> years Roof #3:    Type:    Estimated Layers:    Approximate age of cover:    years
<b>Ventilation System</b>	Combination: <input checked="" type="checkbox"/> Soffit <input type="checkbox"/> Ridge <input type="checkbox"/> Gable <input type="checkbox"/> Roof <input type="checkbox"/> Powered <input type="checkbox"/> Eaves <input type="checkbox"/> Other
<b>Flashing Material</b>	Combination: <input type="checkbox"/> Galv./Aluminum <input type="checkbox"/> Asphalt <input type="checkbox"/> Lead <input type="checkbox"/> Rubber <input checked="" type="checkbox"/> Not visible <input type="checkbox"/> Copper <input type="checkbox"/> Other
<b>Valley Material</b>	Combination: <input type="checkbox"/> Galv./Aluminum <input type="checkbox"/> Asphalt <input type="checkbox"/> Copper <input type="checkbox"/> N/A <input checked="" type="checkbox"/> Not visible <input type="checkbox"/> Other
Apparent Condition of the Following at Time of Inspection (conditions reported reflect visible portion only)	
<b>Roof Covering</b>	<input type="checkbox"/> Satisfactory <input type="checkbox"/> Marginal <input type="checkbox"/> Poor Condition: <input type="checkbox"/> Curling <input type="checkbox"/> Cupping <input type="checkbox"/> Missing tabs/shingles/tiles <input type="checkbox"/> Moss Buildup <input type="checkbox"/> Nail Popping <input type="checkbox"/> Ponding <input type="checkbox"/> Burn Spots <input type="checkbox"/> Exposed Felt <input type="checkbox"/> Other
<b>Ventilation</b>	(See Remarks page)    (See Attic page)
<b>Flashings</b>	<input checked="" type="checkbox"/> Not visible <input type="checkbox"/> Satisfactory <input type="checkbox"/> Marginal <input type="checkbox"/> Poor <input type="checkbox"/> Rusted <input type="checkbox"/> Recommend Sealing <input type="checkbox"/> Pulled away from chimney/roof
<b>Valleys</b>	<input type="checkbox"/> Satisfactory <input type="checkbox"/> Marginal <input type="checkbox"/> Poor <input checked="" type="checkbox"/> Not visible <input type="checkbox"/> N/A <input type="checkbox"/> Rusted <input type="checkbox"/> Holes <input type="checkbox"/> Recommend Sealing
<b>Skylights</b>	<input type="checkbox"/> Yes <input type="checkbox"/> No <input type="checkbox"/> Satisfactory <input type="checkbox"/> Marginal <input type="checkbox"/> Poor
<b>Plumbing Vents</b>	<input checked="" type="checkbox"/> Yes <input type="checkbox"/> No <input type="checkbox"/> Satisfactory <input type="checkbox"/> Marginal <input type="checkbox"/> Poor
<b>General Comments</b>	<div style="color: red;"> <p>Condition of roof could not be determined due to snow cover.</p> <p>Roof inspection was limited to inspecting from the ground with binoculars due to weather.</p> <p>Portions of roof not visible due to height.</p> <p>Flat roof areas not visible at time of inspection.</p> </div>

## CHIMNEY / GUTTERS / SIDING / TRIM

<b>Chimney(s)</b>	<input type="checkbox"/> None	Location(s): <b>North/South/East</b>
Viewed from: <input type="checkbox"/> Roof	<input type="checkbox"/> Ladder at eaves	<input checked="" type="checkbox"/> Ground w/binoculars
Chase: <input checked="" type="checkbox"/> Brick	<input type="checkbox"/> Stone	<input type="checkbox"/> Metal
	<input type="checkbox"/> Framed	<input type="checkbox"/> Blocks
	<input type="checkbox"/> Stucco	<input type="checkbox"/> Loose brick
Evidence of:	<input type="checkbox"/> Cracked chimney cap	<input type="checkbox"/> Loose mortar joints
	<input type="checkbox"/> Holes in metal	<input type="checkbox"/> Rust
	<input type="checkbox"/> Flaking	<input type="checkbox"/> Not visible
Flue: <input type="checkbox"/> Tile	<input type="checkbox"/> Metal	<input type="checkbox"/> <b>Unlined</b>
Evidence of:	<input type="checkbox"/> Scaling	<input type="checkbox"/> Cracks
	<input type="checkbox"/> Creosote	<input type="checkbox"/> <b>Have flue(s) cleaned and re-evaluated</b>
	<input type="checkbox"/> <b>Not evaluated (See Remarks page)</b>	
<input type="checkbox"/> Recommend cricket/saddle flashing	<input type="checkbox"/> Spark arrestor/rain cap recommended	

---

<b>Gutters &amp; Downspouts</b>	<input type="checkbox"/> None	(See Remarks page)
<input type="checkbox"/> Insides need to be cleaned	<input type="checkbox"/> Ponding	<input type="checkbox"/> Damage
	<input type="checkbox"/> Galvanized/Alum.	<input checked="" type="checkbox"/> Copper
Condition: <input checked="" type="checkbox"/> Satisfactory	<input type="checkbox"/> Marginal	<input type="checkbox"/> Vinyl
	<input type="checkbox"/> Poor	<input type="checkbox"/> Other
	<input type="checkbox"/> Rusting	<input type="checkbox"/> Joints
Extension needed: <input type="checkbox"/> North	<input type="checkbox"/> South	Leaking: <input type="checkbox"/> Corners
		<input type="checkbox"/> East
		<input type="checkbox"/> West

---

<b>Siding</b>	<input checked="" type="checkbox"/> Brick	<input type="checkbox"/> Wood	<input type="checkbox"/> Metal	<input type="checkbox"/> Vinyl	<input type="checkbox"/> Stucco	<input type="checkbox"/> Fiber-cement
	<input type="checkbox"/> Stone	<input type="checkbox"/> Slate	<input type="checkbox"/> Asphalt	<input type="checkbox"/> EIFS (See Remarks)	<input type="checkbox"/> Other	
Condition: <input checked="" type="checkbox"/> Satisfactory	<input type="checkbox"/> Marginal	<input type="checkbox"/> Poor	<input type="checkbox"/> <b>Recommend repair/painting</b>			

---

<b>Window Frames</b>	<input type="checkbox"/> Wood	<input checked="" type="checkbox"/> Aluminum covered	<input type="checkbox"/> Vinyl	<input type="checkbox"/> Metal	<input type="checkbox"/> Other
Condition: <input checked="" type="checkbox"/> Satisfactory	<input type="checkbox"/> Marginal	<input type="checkbox"/> Poor	<input type="checkbox"/> <b>Damaged wood</b>		
	<input type="checkbox"/> <b>Recommend painting</b>				

---

<b>Storms &amp; Screens</b>	<input checked="" type="checkbox"/> N/A
Putty: <input type="checkbox"/> Wood	<input type="checkbox"/> Clad comb.
	<input type="checkbox"/> Wood/metal comb.
	<input type="checkbox"/> Insulated glass
	<input type="checkbox"/> Other
Screens: <input type="checkbox"/> Satisfactory	<input type="checkbox"/> Needed
	<input type="checkbox"/> N/A
Storms: <input type="checkbox"/> Satisfactory	<input type="checkbox"/> Torn
	<input type="checkbox"/> Missing
	<input type="checkbox"/> Broken/cracked
	<input type="checkbox"/> N/A
	<input type="checkbox"/> Not installed

---

<b>1 - Trim, 2 - Soffit, 3 - Fascia</b>	<input checked="" type="checkbox"/> Wood	<input type="checkbox"/> Metal	<input type="checkbox"/> Vinyl	<input type="checkbox"/> Other
Condition: <input checked="" type="checkbox"/> Satisfactory	<input type="checkbox"/> Marginal	<input type="checkbox"/> Poor	<input type="checkbox"/> <b>Damaged wood</b>	
	<input checked="" type="checkbox"/> <b>Recommend painting</b>			

---

<b>Caulking</b>	<input type="checkbox"/> Satisfactory	<input checked="" type="checkbox"/> Marginal	<input type="checkbox"/> Poor
	<input checked="" type="checkbox"/> <b>Recommend around windows/doors/masonry ledges/corners/utility penetrations</b>		

---

<b>General Comments</b>	<p style="color: red;">Recommend caulking and painting around exterior window/door frames. Trim was in need of normal caulking and painting maintenance.</p>
-------------------------	--

**EXTERIOR / ELECTRICAL / AC / GARAGE**

<b>Exterior Wall Construction</b>		<input checked="" type="checkbox"/> Not visible				<input type="checkbox"/> Wood frame	<input type="checkbox"/> Masonry	<input type="checkbox"/> Log	<input type="checkbox"/> Other
<b>Exterior Doors</b>		<input type="checkbox"/> Entrance (1); Storm (2); Patio (3)							
Weatherstripping:		<input checked="" type="checkbox"/> Satisfactory	<input type="checkbox"/> Marginal	<input type="checkbox"/> Poor					
Condition:		<input checked="" type="checkbox"/> Satisfactory	<input type="checkbox"/> Marginal	<input type="checkbox"/> Poor					
<b>Exterior Electrical Service</b>		<input type="checkbox"/> Overhead							
		<input checked="" type="checkbox"/> Underground	Service drop:		<input checked="" type="checkbox"/> Satisfactory	<input type="checkbox"/> Needs service			
Exterior outlets:		<input checked="" type="checkbox"/> Yes	<input type="checkbox"/> No	Operate:		<input checked="" type="checkbox"/> Yes	<input type="checkbox"/> No		
GFCI protected:		<input checked="" type="checkbox"/> Yes	<input type="checkbox"/> No	Operate:		<input checked="" type="checkbox"/> Yes	<input type="checkbox"/> No		
Reverse polarity:		<input type="checkbox"/> Yes	<input checked="" type="checkbox"/> No	Open ground:		<input type="checkbox"/> Yes	<input checked="" type="checkbox"/> No		
Overhead wires:		<input type="checkbox"/> Low	<input type="checkbox"/> Less than 3' from balcony/deck/window		<input type="checkbox"/> Extension cord/exposed Romex				
<b>Potential safety hazard:</b>		<input type="checkbox"/> Yes	<input checked="" type="checkbox"/> No	<b>(See Remarks page)</b>					
<b>A/C Condenser/Heat Pump</b>		<input type="checkbox"/> None							
		Approximate age: 12/12/12/Unknown							
		Max breaker/fuse: 35/60/60/Unknown							
#1 Brand: Rheem		Model #: raka-037jaz		Shutoff:		<input checked="" type="checkbox"/> Yes	<input type="checkbox"/> No		
#2 Brand: Rheem		Model #: raka-060jaz		Shutoff:		<input checked="" type="checkbox"/> Yes	<input type="checkbox"/> No		
#3 Brand: Rheem		Model #: raka-060jaz		Shutoff:		<input checked="" type="checkbox"/> Yes	<input type="checkbox"/> No		
#4 Brand: Unknown or not visible		Model #: Unknown or not visible.		Shutoff:		<input type="checkbox"/> Yes	<input type="checkbox"/> No		
Condition:		<input checked="" type="checkbox"/> Satisfactory	<input type="checkbox"/> Marginal	<input type="checkbox"/> Poor	<input type="checkbox"/> Rusted/dirty	Level:		<input checked="" type="checkbox"/> Yes	<input type="checkbox"/> No
<b>Garage</b>		<input type="checkbox"/> None							
		<input checked="" type="checkbox"/> Attached	<input type="checkbox"/> Detached	<input type="checkbox"/> 1-car	<input type="checkbox"/> 2-car	<input checked="" type="checkbox"/> 3-car			
<b>Automatic opener:</b>		<input checked="" type="checkbox"/> Yes	<input type="checkbox"/> No		<input checked="" type="checkbox"/> Operable	<input type="checkbox"/> Inoperable			
<b>Safety reverse:</b>		Present: <input checked="" type="checkbox"/> Yes <input type="checkbox"/> No	Operates: <input checked="" type="checkbox"/> Yes <input type="checkbox"/> No		<input type="checkbox"/> Safety Hazard				
<b>Electric sensor:</b>		Present: <input checked="" type="checkbox"/> Yes <input type="checkbox"/> No	Operates: <input checked="" type="checkbox"/> Yes <input type="checkbox"/> No		<input type="checkbox"/> Safety Hazard				
<b>Roofing:</b>		<input checked="" type="checkbox"/> Same as house	Type:	Approx. age:		Approx. layers:			
		Condition:	<input type="checkbox"/> Satisfactory	<input type="checkbox"/> Marginal		<input type="checkbox"/> Poor			
<b>Gutters:</b>		<input checked="" type="checkbox"/> Satisfactory	<input type="checkbox"/> Marginal		<input type="checkbox"/> Poor		<input type="checkbox"/> None		
<b>Siding:</b>		<input checked="" type="checkbox"/> Same as house	<input type="checkbox"/> Wood	<input type="checkbox"/> Metal		<input type="checkbox"/> Vinyl			
		<input type="checkbox"/> Stucco	<input type="checkbox"/> Masonry	<input type="checkbox"/> Slate		<input type="checkbox"/> Fiberboard			
<b>Trim:</b>		<input checked="" type="checkbox"/> Same as house	<input type="checkbox"/> Wood	<input type="checkbox"/> Aluminum		<input type="checkbox"/> Vinyl			
<b>Floor:</b>		<input checked="" type="checkbox"/> Concrete	<input type="checkbox"/> Gravel	<input type="checkbox"/> Asphalt		<input type="checkbox"/> Dirt			
		Burners less than 18" above garage floor:		<input checked="" type="checkbox"/> N/A	<input type="checkbox"/> Yes	<input type="checkbox"/> No	<input type="checkbox"/> Safety Hazard		
		Condition:	<input checked="" type="checkbox"/> Satisfactory	<input checked="" type="checkbox"/> Typical cracks	<input type="checkbox"/> Large settling cracks				
<b>Overhead door:</b>		<input checked="" type="checkbox"/> Wood	<input type="checkbox"/> Fiberglass	<input type="checkbox"/> Masonite	<input type="checkbox"/> Metal	<input type="checkbox"/> Other			
		Condition:	<input checked="" type="checkbox"/> Satisfactory	<input type="checkbox"/> Marginal	<input type="checkbox"/> Poor	<input type="checkbox"/> Repair, replace, paint			
<b>Service door:</b>		<input checked="" type="checkbox"/> Satisfactory	<input type="checkbox"/> Marginal	<input type="checkbox"/> Poor	<input type="checkbox"/> None				
<b>Sill plates:</b>		<input type="checkbox"/> Elevated	<input type="checkbox"/> Floor level	<input type="checkbox"/> Both	<input checked="" type="checkbox"/> Not visible	<input type="checkbox"/> Rotted			
<b>Electricity present:</b>		<input checked="" type="checkbox"/> Yes	<input type="checkbox"/> No	<b>GFCI Protected:</b>		<input checked="" type="checkbox"/> Yes	<input type="checkbox"/> No	Operates: <input checked="" type="checkbox"/> Yes <input type="checkbox"/> No	
		Reverse polarity/open ground:		<input type="checkbox"/> Yes	<input type="checkbox"/> Safety Hazard	<input checked="" type="checkbox"/> No	<input type="checkbox"/> Handyman/ext. cord wiring		
<b>Firewall:</b>		(Between garage & living area)		<input type="checkbox"/> N/A	<input checked="" type="checkbox"/> Present	<input type="checkbox"/> Missing	<input type="checkbox"/> Damaged		
<b>Fire door:</b>		<input checked="" type="checkbox"/> Not verifiable	<input type="checkbox"/> Not a fire door	<input type="checkbox"/> Needs repair	<input type="checkbox"/> Satisfactory				
		Auto closure:		<input type="checkbox"/> N/A	<input type="checkbox"/> Satisfactory	<input type="checkbox"/> Inoperative	<input checked="" type="checkbox"/> Missing	<input type="checkbox"/> Needs repair	
<b>General Comments</b>									

This confidential report is prepared exclusively for

© 2014 Windy City Home Inspection, Inc.

## KITCHEN

<b>Countertops</b>	<input checked="" type="checkbox"/> Satisfactory	<input type="checkbox"/> Marginal	<input type="checkbox"/> Poor
<b>Cabinets</b>	Condition: <input checked="" type="checkbox"/> Satisfactory	<input type="checkbox"/> Marginal	<input type="checkbox"/> Poor <input type="checkbox"/> <b>Recommend repairs</b>
<b>Plumbing Comments</b>	Faucet leaks: <input type="checkbox"/> Yes <input checked="" type="checkbox"/> No Drainage: <input checked="" type="checkbox"/> Adequate <input type="checkbox"/> Poor Pipes leak/corroded: <input checked="" type="checkbox"/> Yes <input type="checkbox"/> No Water pressure: <input checked="" type="checkbox"/> Adequate <input type="checkbox"/> Poor		
<b>Walls &amp; Ceiling</b>	Condition <input checked="" type="checkbox"/> Satisfactory	<input type="checkbox"/> Marginal	<input type="checkbox"/> Poor <input checked="" type="checkbox"/> Typical cracks <input type="checkbox"/> Moisture stains
<b>Heat Source Present</b>	<input checked="" type="checkbox"/> Yes	<input type="checkbox"/> No	
<b>Floor</b>	Condition <input checked="" type="checkbox"/> Satisfactory	<input type="checkbox"/> Marginal	<input type="checkbox"/> Poor <input type="checkbox"/> Sloping <input type="checkbox"/> Squeaks
<b>Appliances</b>	(See Remarks page) <b>Kitchen &amp; Laundry Appliances were inspected for functional operation and that utilities were connected. Units are not evaluated for overall performance.</b>		
Disposal: <input checked="" type="checkbox"/> Yes <input type="checkbox"/> No	Exhaust fan: <input checked="" type="checkbox"/> Yes <input type="checkbox"/> No		
Dishwasher: <input checked="" type="checkbox"/> Yes <input type="checkbox"/> No	Refrigerator: <input checked="" type="checkbox"/> Yes <input type="checkbox"/> No		
Range: <input checked="" type="checkbox"/> Yes <input type="checkbox"/> No	Microwave: <input checked="" type="checkbox"/> Yes <input type="checkbox"/> No		
Oven: <input checked="" type="checkbox"/> Yes <input type="checkbox"/> No	Other: <input checked="" type="checkbox"/> Yes <input type="checkbox"/> No		
<b>Electrical</b>	Outlets present: <input checked="" type="checkbox"/> Yes <input type="checkbox"/> No GFCI protected: <input checked="" type="checkbox"/> Yes <input type="checkbox"/> No Ceiling Fan: <input type="checkbox"/> Yes <input checked="" type="checkbox"/> No Operates: <input checked="" type="checkbox"/> Yes <input type="checkbox"/> No Operates: <input checked="" type="checkbox"/> Yes <input type="checkbox"/> No <b>(Remarks)</b> Operates: <input type="checkbox"/> Yes <input type="checkbox"/> No Open ground/reverse polarity within 6' of water: <input type="checkbox"/> Yes <input type="checkbox"/> <b>Safety Hazard</b> <input checked="" type="checkbox"/> No		
<b>General Comments:</b>			

Cabinet door at sink base is loose, recommend securing as necessary.  
 Corrosion buildup around disposal drain, recommend monitoring.  
 Cracked floor tiles in front of sink base and right of refrigerators.

## LAUNDRY / UTILITY ROOM

<b>Room Components</b>			
Laundry sink: <input type="checkbox"/> N/A	Faucet leaks: <input type="checkbox"/> Yes <input checked="" type="checkbox"/> No	Pipe leaks: <input type="checkbox"/> Yes <input checked="" type="checkbox"/> No	
Cross connections: <input type="checkbox"/> Yes <input checked="" type="checkbox"/> None apparent	Heat source present: <input checked="" type="checkbox"/> Yes <input type="checkbox"/> No		
Room appears vented: <input checked="" type="checkbox"/> Yes <input type="checkbox"/> No	<input type="checkbox"/> Not visible		
Dryer vented: <input type="checkbox"/> N/A <input checked="" type="checkbox"/> Wall	<input type="checkbox"/> Ceiling	<input type="checkbox"/> Not vented	
Electrical: Open ground/reverse polarity within 6' of water: <input type="checkbox"/> Yes	<input type="checkbox"/> Water heater	<input type="checkbox"/> <b>Safety Hazard</b> <input checked="" type="checkbox"/> No	
Appliances present: <input checked="" type="checkbox"/> Washer <input checked="" type="checkbox"/> Dryer	<input type="checkbox"/> Furnace	<input type="checkbox"/> Other	
Gas pipe: <input type="checkbox"/> N/A	Valve shutoff: <input checked="" type="checkbox"/> Yes <input type="checkbox"/> No	<input type="checkbox"/> Cap Needed	<input type="checkbox"/> <b>Safety Hazard</b>
<b>General Comments</b>			



## BATHROOMS

### Bath: Master bath

Sinks	Faucet leaks:	<input type="checkbox"/> Yes	<input checked="" type="checkbox"/> No		Pipes leak:	<input type="checkbox"/> Yes	<input checked="" type="checkbox"/> No	<input type="checkbox"/> Not visible
Tubs	Faucet leaks:	<input type="checkbox"/> Yes	<input checked="" type="checkbox"/> No		Pipes leak:	<input type="checkbox"/> Yes	<input type="checkbox"/> No	<input checked="" type="checkbox"/> Not visible
Showers	Faucet leaks:	<input type="checkbox"/> Yes	<input checked="" type="checkbox"/> No		Pipes leak:	<input type="checkbox"/> Yes	<input type="checkbox"/> No	<input checked="" type="checkbox"/> Not visible
Toilet:	Bowl loose	<input type="checkbox"/> Yes	<input checked="" type="checkbox"/> No	Operates:	<input checked="" type="checkbox"/> Yes	<input type="checkbox"/> No	<input type="checkbox"/> Cracked bowl	<input type="checkbox"/> Toilet leaks
Whirlpool:		<input checked="" type="checkbox"/> Yes	<input type="checkbox"/> No	Operates:	<input checked="" type="checkbox"/> Yes	<input type="checkbox"/> No		
Shower/Tub area:		<input type="checkbox"/> Ceramic/Plastic	<input type="checkbox"/> Fiberglass		<input type="checkbox"/> Masonite	<input checked="" type="checkbox"/> Other		
	Condition:	<input checked="" type="checkbox"/> Satisfactory	<input type="checkbox"/> Marginal		<input type="checkbox"/> Poor	<input type="checkbox"/> Rotted floors		
	Caulk/Grouting needed:	<input checked="" type="checkbox"/> Yes	<input type="checkbox"/> No		Where:	Shower area		
Drainage:		<input checked="" type="checkbox"/> Satisfactory	<input type="checkbox"/> Marginal		<input type="checkbox"/> Poor			
Water flow:		<input checked="" type="checkbox"/> Satisfactory	<input type="checkbox"/> Marginal		<input type="checkbox"/> Poor			
Moisture stains present:	<input type="checkbox"/> Yes	<input type="checkbox"/> Walls	<input type="checkbox"/> Ceilings	<input checked="" type="checkbox"/> No				
Window/doors:		<input checked="" type="checkbox"/> Satisfactory	<input type="checkbox"/> Marginal		<input type="checkbox"/> Poor			
Outlets present:	<input checked="" type="checkbox"/> Yes	<input type="checkbox"/> No	GFCI protected:	<input checked="" type="checkbox"/> Yes	<input type="checkbox"/> No	Operates:	<input checked="" type="checkbox"/> Yes	<input type="checkbox"/> No
	Open ground/reverse polarity within 6' of water:	<input type="checkbox"/> Yes	<input checked="" type="checkbox"/> No					
	<b>Potential safety hazards present:</b>	<input type="checkbox"/> Yes	<input checked="" type="checkbox"/> No		<b>(See Remarks page)</b>			
Heat source present:		<input checked="" type="checkbox"/> Yes	<input type="checkbox"/> No		<b>(See Remarks page)</b>			
Exhaust fan:	<input checked="" type="checkbox"/> Yes	<input type="checkbox"/> No	Operates:	<input checked="" type="checkbox"/> Yes	<input type="checkbox"/> No	<input type="checkbox"/> Noisy		

#### General Comments

Door leading to closet binds on frame, recommend adjusting as necessary.  
Caulk or grouting needed in shower area.

### Bath: SW Bedroom

Sinks	Faucet leaks:	<input type="checkbox"/> Yes	<input checked="" type="checkbox"/> No		Pipes leak:	<input type="checkbox"/> Yes	<input checked="" type="checkbox"/> No	<input type="checkbox"/> Not visible
Tubs	Faucet leaks:	<input type="checkbox"/> Yes	<input checked="" type="checkbox"/> No		Pipes leak:	<input type="checkbox"/> Yes	<input type="checkbox"/> No	<input checked="" type="checkbox"/> Not visible
Showers	Faucet leaks:	<input type="checkbox"/> Yes	<input checked="" type="checkbox"/> No		Pipes leak:	<input type="checkbox"/> Yes	<input type="checkbox"/> No	<input checked="" type="checkbox"/> Not visible
Toilet:	Bowl loose	<input type="checkbox"/> Yes	<input checked="" type="checkbox"/> No	Operates:	<input checked="" type="checkbox"/> Yes	<input type="checkbox"/> No	<input type="checkbox"/> Cracked bowl	<input type="checkbox"/> Toilet leaks
Whirlpool:		<input type="checkbox"/> Yes	<input checked="" type="checkbox"/> No	Operates:	<input type="checkbox"/> Yes	<input type="checkbox"/> No		
Shower/Tub area:		<input checked="" type="checkbox"/> Ceramic/Plastic	<input type="checkbox"/> Fiberglass		<input type="checkbox"/> Masonite	<input type="checkbox"/> Other		
	Condition:	<input checked="" type="checkbox"/> Satisfactory	<input type="checkbox"/> Marginal		<input type="checkbox"/> Poor	<input type="checkbox"/> Rotted floors		
	Caulk/Grouting needed:	<input checked="" type="checkbox"/> Yes	<input type="checkbox"/> No		Where:	Tub/shower area.		
Drainage:		<input checked="" type="checkbox"/> Satisfactory	<input type="checkbox"/> Marginal		<input type="checkbox"/> Poor			
Water flow:		<input checked="" type="checkbox"/> Satisfactory	<input type="checkbox"/> Marginal		<input type="checkbox"/> Poor			
Moisture stains present:	<input type="checkbox"/> Yes	<input type="checkbox"/> Walls	<input type="checkbox"/> Ceilings	<input checked="" type="checkbox"/> No				
Window/doors:		<input checked="" type="checkbox"/> Satisfactory	<input type="checkbox"/> Marginal		<input type="checkbox"/> Poor			
Outlets present:	<input checked="" type="checkbox"/> Yes	<input type="checkbox"/> No	GFCI protected:	<input checked="" type="checkbox"/> Yes	<input type="checkbox"/> No	Operates:	<input checked="" type="checkbox"/> Yes	<input type="checkbox"/> No
	Open ground/reverse polarity within 6' of water:	<input type="checkbox"/> Yes	<input checked="" type="checkbox"/> No					
	<b>Potential safety hazards present:</b>	<input type="checkbox"/> Yes	<input checked="" type="checkbox"/> No		<b>(See Remarks page)</b>			
Heat source present:		<input checked="" type="checkbox"/> Yes	<input type="checkbox"/> No		<b>(See Remarks page)</b>			
Exhaust fan:	<input checked="" type="checkbox"/> Yes	<input type="checkbox"/> No	Operates:	<input checked="" type="checkbox"/> Yes	<input type="checkbox"/> No	<input type="checkbox"/> Noisy		

#### General Comments

Entry door binds to frame, recommend adjusting as necessary.  
Tub drain stopper not installed properly, recommend repairing as needed.  
Caulk or grouting needed in shower/tub area.

**BATHROOMS****Bath: West Bedroom**

Sinks	Faucet leaks:	<input type="checkbox"/> Yes	<input checked="" type="checkbox"/> No		Pipes leak:	<input type="checkbox"/> Yes	<input checked="" type="checkbox"/> No	<input type="checkbox"/> Not visible
Tubs	Faucet leaks:	<input type="checkbox"/> Yes	<input type="checkbox"/> No		Pipes leak:	<input type="checkbox"/> Yes	<input type="checkbox"/> No	<input type="checkbox"/> Not visible
Showers	Faucet leaks:	<input type="checkbox"/> Yes	<input checked="" type="checkbox"/> No		Pipes leak:	<input type="checkbox"/> Yes	<input type="checkbox"/> No	<input checked="" type="checkbox"/> Not visible
Toilet:	Bowl loose	<input type="checkbox"/> Yes	<input checked="" type="checkbox"/> No	Operates:	<input checked="" type="checkbox"/> Yes	<input type="checkbox"/> No	<input type="checkbox"/> Cracked bowl	<input type="checkbox"/> Toilet leaks
Whirlpool:		<input type="checkbox"/> Yes	<input checked="" type="checkbox"/> No	Operates:	<input type="checkbox"/> Yes	<input type="checkbox"/> No		
Shower/Tub area:		<input checked="" type="checkbox"/> Ceramic/Plastic		<input type="checkbox"/> Fiberglass		<input type="checkbox"/> Masonite		<input type="checkbox"/> Other
	Condition:	<input checked="" type="checkbox"/> Satisfactory		<input type="checkbox"/> Marginal		<input type="checkbox"/> Poor		<input type="checkbox"/> Rotted floors
	Caulk/Grouting needed:	<input type="checkbox"/> Yes	<input checked="" type="checkbox"/> No		Where:			
Drainage:		<input checked="" type="checkbox"/> Satisfactory		<input type="checkbox"/> Marginal		<input type="checkbox"/> Poor		
Water flow:		<input checked="" type="checkbox"/> Satisfactory		<input type="checkbox"/> Marginal		<input type="checkbox"/> Poor		
Moisture stains present:	<input type="checkbox"/> Yes	<input type="checkbox"/> Walls	<input type="checkbox"/> Ceilings	<input checked="" type="checkbox"/> No				
Window/doors:	<input checked="" type="checkbox"/> Satisfactory		<input type="checkbox"/> Marginal			<input type="checkbox"/> Poor		
Outlets present:	<input checked="" type="checkbox"/> Yes	<input type="checkbox"/> No	GFCI protected:	<input checked="" type="checkbox"/> Yes	<input type="checkbox"/> No	Operates:	<input checked="" type="checkbox"/> Yes	<input type="checkbox"/> No
	Open ground/reverse polarity within 6' of water:			<input type="checkbox"/> Yes	<input checked="" type="checkbox"/> No			
	<b>Potential safety hazards present:</b>			<input type="checkbox"/> Yes	<input checked="" type="checkbox"/> No	<b>(See Remarks page)</b>		
Heat source present:	<input checked="" type="checkbox"/> Yes	<input type="checkbox"/> No		<input type="checkbox"/> No	<b>(See Remarks page)</b>			
Exhaust fan:	<input checked="" type="checkbox"/> Yes	<input type="checkbox"/> No		Operates:	<input checked="" type="checkbox"/> Yes	<input type="checkbox"/> No	<input type="checkbox"/> Noisy	

**General Comments****Bath: NW Bedroom**

Sinks	Faucet leaks:	<input type="checkbox"/> Yes	<input checked="" type="checkbox"/> No		Pipes leak:	<input type="checkbox"/> Yes	<input checked="" type="checkbox"/> No	<input type="checkbox"/> Not visible
Tubs	Faucet leaks:	<input type="checkbox"/> Yes	<input checked="" type="checkbox"/> No		Pipes leak:	<input type="checkbox"/> Yes	<input type="checkbox"/> No	<input checked="" type="checkbox"/> Not visible
Showers	Faucet leaks:	<input type="checkbox"/> Yes	<input checked="" type="checkbox"/> No		Pipes leak:	<input type="checkbox"/> Yes	<input type="checkbox"/> No	<input checked="" type="checkbox"/> Not visible
Toilet:	Bowl loose	<input type="checkbox"/> Yes	<input checked="" type="checkbox"/> No	Operates:	<input checked="" type="checkbox"/> Yes	<input type="checkbox"/> No	<input type="checkbox"/> Cracked bowl	<input type="checkbox"/> Toilet leaks
Whirlpool:		<input type="checkbox"/> Yes	<input checked="" type="checkbox"/> No	Operates:	<input type="checkbox"/> Yes	<input type="checkbox"/> No		
Shower/Tub area:		<input checked="" type="checkbox"/> Ceramic/Plastic		<input type="checkbox"/> Fiberglass		<input type="checkbox"/> Masonite		<input type="checkbox"/> Other
	Condition:	<input checked="" type="checkbox"/> Satisfactory		<input type="checkbox"/> Marginal		<input type="checkbox"/> Poor		<input type="checkbox"/> Rotted floors
	Caulk/Grouting needed:	<input type="checkbox"/> Yes	<input checked="" type="checkbox"/> No		Where:			
Drainage:		<input checked="" type="checkbox"/> Satisfactory		<input type="checkbox"/> Marginal		<input type="checkbox"/> Poor		
Water flow:		<input checked="" type="checkbox"/> Satisfactory		<input type="checkbox"/> Marginal		<input type="checkbox"/> Poor		
Moisture stains present:	<input type="checkbox"/> Yes	<input type="checkbox"/> Walls	<input type="checkbox"/> Ceilings	<input checked="" type="checkbox"/> No				
Window/doors:	<input checked="" type="checkbox"/> Satisfactory		<input type="checkbox"/> Marginal			<input type="checkbox"/> Poor		
Outlets present:	<input checked="" type="checkbox"/> Yes	<input type="checkbox"/> No	GFCI protected:	<input checked="" type="checkbox"/> Yes	<input type="checkbox"/> No	Operates:	<input checked="" type="checkbox"/> Yes	<input type="checkbox"/> No
	Open ground/reverse polarity within 6' of water:			<input type="checkbox"/> Yes	<input checked="" type="checkbox"/> No			
	<b>Potential safety hazards present:</b>			<input type="checkbox"/> Yes	<input checked="" type="checkbox"/> No	<b>(See Remarks page)</b>		
Heat source present:	<input checked="" type="checkbox"/> Yes	<input type="checkbox"/> No		<input type="checkbox"/> No	<b>(See Remarks page)</b>			
Exhaust fan:	<input checked="" type="checkbox"/> Yes	<input type="checkbox"/> No		Operates:	<input checked="" type="checkbox"/> Yes	<input type="checkbox"/> No	<input type="checkbox"/> Noisy	

**General Comments**

**BATHROOMS****Bath: NE Bedroom**

Sinks	Faucet leaks:	<input type="checkbox"/> Yes	<input checked="" type="checkbox"/> No		Pipes leak:	<input type="checkbox"/> Yes	<input checked="" type="checkbox"/> No	<input type="checkbox"/> Not visible
Tubs	Faucet leaks:	<input type="checkbox"/> Yes	<input type="checkbox"/> No		Pipes leak:	<input type="checkbox"/> Yes	<input type="checkbox"/> No	<input type="checkbox"/> Not visible
Showers	Faucet leaks:	<input type="checkbox"/> Yes	<input checked="" type="checkbox"/> No		Pipes leak:	<input type="checkbox"/> Yes	<input type="checkbox"/> No	<input checked="" type="checkbox"/> Not visible
Toilet:	Bowl loose	<input type="checkbox"/> Yes	<input checked="" type="checkbox"/> No	Operates:	<input checked="" type="checkbox"/> Yes	<input type="checkbox"/> No	<input type="checkbox"/> Cracked bowl	<input type="checkbox"/> Toilet leaks
Whirlpool:		<input type="checkbox"/> Yes	<input checked="" type="checkbox"/> No	Operates:	<input type="checkbox"/> Yes	<input type="checkbox"/> No		
Shower/Tub area:		<input checked="" type="checkbox"/> Ceramic/Plastic		<input type="checkbox"/> Fiberglass		<input type="checkbox"/> Masonite		<input type="checkbox"/> Other
	Condition:	<input checked="" type="checkbox"/> Satisfactory		<input type="checkbox"/> Marginal		<input type="checkbox"/> Poor		<input type="checkbox"/> Rotted floors
	Caulk/Grouting needed:	<input type="checkbox"/> Yes	<input checked="" type="checkbox"/> No		Where:			
Drainage:		<input checked="" type="checkbox"/> Satisfactory		<input type="checkbox"/> Marginal		<input type="checkbox"/> Poor		
Water flow:		<input checked="" type="checkbox"/> Satisfactory		<input type="checkbox"/> Marginal		<input type="checkbox"/> Poor		
Moisture stains present:	<input type="checkbox"/> Yes	<input type="checkbox"/> Walls	<input type="checkbox"/> Ceilings	<input checked="" type="checkbox"/> No				
Window/doors:	<input checked="" type="checkbox"/> Satisfactory		<input type="checkbox"/> Marginal			<input type="checkbox"/> Poor		
Outlets present:	<input checked="" type="checkbox"/> Yes	<input type="checkbox"/> No	GFCI protected:	<input type="checkbox"/> Yes	<input checked="" type="checkbox"/> No	Operates:	<input checked="" type="checkbox"/> Yes	<input type="checkbox"/> No
	Open ground/reverse polarity within 6' of water:			<input type="checkbox"/> Yes	<input checked="" type="checkbox"/> No			
	<b>Potential safety hazards present:</b>			<input checked="" type="checkbox"/> Yes	<input type="checkbox"/> No	<b>(See Remarks page)</b>		
Heat source present:	<input checked="" type="checkbox"/> Yes		<input type="checkbox"/> No		<b>(See Remarks page)</b>			
Exhaust fan:	<input checked="" type="checkbox"/> Yes	<input type="checkbox"/> No		Operates:	<input checked="" type="checkbox"/> Yes	<input type="checkbox"/> No	<input type="checkbox"/> Noisy	

**General Comments**

Sink stopper in need of repair or replacement.

**Bath: Powder room At Mudroom**

Sinks	Faucet leaks:	<input type="checkbox"/> Yes	<input checked="" type="checkbox"/> No		Pipes leak:	<input type="checkbox"/> Yes	<input checked="" type="checkbox"/> No	<input type="checkbox"/> Not visible
Tubs	Faucet leaks:	<input type="checkbox"/> Yes	<input type="checkbox"/> No		Pipes leak:	<input type="checkbox"/> Yes	<input type="checkbox"/> No	<input type="checkbox"/> Not visible
Showers	Faucet leaks:	<input type="checkbox"/> Yes	<input type="checkbox"/> No		Pipes leak:	<input type="checkbox"/> Yes	<input type="checkbox"/> No	<input type="checkbox"/> Not visible
Toilet:	Bowl loose	<input type="checkbox"/> Yes	<input checked="" type="checkbox"/> No	Operates:	<input checked="" type="checkbox"/> Yes	<input type="checkbox"/> No	<input type="checkbox"/> Cracked bowl	<input type="checkbox"/> Toilet leaks
Whirlpool:		<input type="checkbox"/> Yes	<input checked="" type="checkbox"/> No	Operates:	<input type="checkbox"/> Yes	<input type="checkbox"/> No		
Shower/Tub area:		<input type="checkbox"/> Ceramic/Plastic		<input type="checkbox"/> Fiberglass		<input type="checkbox"/> Masonite		<input type="checkbox"/> Other
	Condition:	<input type="checkbox"/> Satisfactory		<input type="checkbox"/> Marginal		<input type="checkbox"/> Poor		<input type="checkbox"/> Rotted floors
	Caulk/Grouting needed:	<input type="checkbox"/> Yes	<input checked="" type="checkbox"/> No		Where:			
Drainage:		<input checked="" type="checkbox"/> Satisfactory		<input type="checkbox"/> Marginal		<input type="checkbox"/> Poor		
Water flow:		<input checked="" type="checkbox"/> Satisfactory		<input type="checkbox"/> Marginal		<input type="checkbox"/> Poor		
Moisture stains present:	<input type="checkbox"/> Yes	<input type="checkbox"/> Walls	<input type="checkbox"/> Ceilings	<input checked="" type="checkbox"/> No				
Window/doors:	<input checked="" type="checkbox"/> Satisfactory		<input type="checkbox"/> Marginal			<input type="checkbox"/> Poor		
Outlets present:	<input checked="" type="checkbox"/> Yes	<input type="checkbox"/> No	GFCI protected:	<input checked="" type="checkbox"/> Yes	<input type="checkbox"/> No	Operates:	<input checked="" type="checkbox"/> Yes	<input type="checkbox"/> No
	Open ground/reverse polarity within 6' of water:			<input type="checkbox"/> Yes	<input checked="" type="checkbox"/> No			
	<b>Potential safety hazards present:</b>			<input type="checkbox"/> Yes	<input checked="" type="checkbox"/> No	<b>(See Remarks page)</b>		
Heat source present:	<input checked="" type="checkbox"/> Yes		<input type="checkbox"/> No		<b>(See Remarks page)</b>			
Exhaust fan:	<input checked="" type="checkbox"/> Yes	<input type="checkbox"/> No		Operates:	<input checked="" type="checkbox"/> Yes	<input type="checkbox"/> No	<input type="checkbox"/> Noisy	

**General Comments**

**BATHROOMS****Bath: Powder room Foyer**

Sinks	Faucet leaks:	<input type="checkbox"/> Yes	<input checked="" type="checkbox"/> No		Pipes leak:	<input type="checkbox"/> Yes	<input checked="" type="checkbox"/> No	<input type="checkbox"/> Not visible
Tubs	Faucet leaks:	<input type="checkbox"/> Yes	<input type="checkbox"/> No		Pipes leak:	<input type="checkbox"/> Yes	<input type="checkbox"/> No	<input type="checkbox"/> Not visible
Showers	Faucet leaks:	<input type="checkbox"/> Yes	<input type="checkbox"/> No		Pipes leak:	<input type="checkbox"/> Yes	<input type="checkbox"/> No	<input type="checkbox"/> Not visible
Toilet:	Bowl loose	<input type="checkbox"/> Yes	<input checked="" type="checkbox"/> No	Operates:	<input checked="" type="checkbox"/> Yes	<input type="checkbox"/> No	<input type="checkbox"/> Cracked bowl	<input type="checkbox"/> Toilet leaks
Whirlpool:		<input type="checkbox"/> Yes	<input checked="" type="checkbox"/> No	Operates:	<input type="checkbox"/> Yes	<input type="checkbox"/> No		
Shower/Tub area:		<input type="checkbox"/> Ceramic/Plastic	<input type="checkbox"/> Fiberglass		<input type="checkbox"/> Masonite		<input type="checkbox"/> Other	
	Condition:	<input type="checkbox"/> Satisfactory	<input type="checkbox"/> Marginal		<input type="checkbox"/> Poor		<input type="checkbox"/> Rotted floors	
	Caulk/Grouting needed:	<input type="checkbox"/> Yes	<input checked="" type="checkbox"/> No		Where:			
Drainage:		<input checked="" type="checkbox"/> Satisfactory	<input type="checkbox"/> Marginal		<input type="checkbox"/> Poor			
Water flow:		<input checked="" type="checkbox"/> Satisfactory	<input type="checkbox"/> Marginal		<input type="checkbox"/> Poor			
Moisture stains present:	<input type="checkbox"/> Yes	<input type="checkbox"/> Walls	<input type="checkbox"/> Ceilings	<input checked="" type="checkbox"/> No				
Window/doors:		<input checked="" type="checkbox"/> Satisfactory	<input type="checkbox"/> Marginal		<input type="checkbox"/> Poor			
Outlets present:	<input checked="" type="checkbox"/> Yes	<input type="checkbox"/> No	GFCI protected:	<input checked="" type="checkbox"/> Yes	<input type="checkbox"/> No	Operates:	<input checked="" type="checkbox"/> Yes	<input type="checkbox"/> No
	Open ground/reverse polarity within 6' of water:			<input type="checkbox"/> Yes	<input checked="" type="checkbox"/> No			
	<b>Potential safety hazards present:</b>	<input type="checkbox"/> Yes	<input checked="" type="checkbox"/> No					<b>(See Remarks page)</b>
Heat source present:		<input checked="" type="checkbox"/> Yes	<input type="checkbox"/> No					<b>(See Remarks page)</b>
Exhaust fan:	<input checked="" type="checkbox"/> Yes	<input type="checkbox"/> No		Operates:	<input checked="" type="checkbox"/> Yes	<input type="checkbox"/> No	<input type="checkbox"/> Noisy	

**General Comments****Bath: Basement bath**

Sinks	Faucet leaks:	<input type="checkbox"/> Yes	<input checked="" type="checkbox"/> No		Pipes leak:	<input type="checkbox"/> Yes	<input checked="" type="checkbox"/> No	<input type="checkbox"/> Not visible
Tubs	Faucet leaks:	<input type="checkbox"/> Yes	<input type="checkbox"/> No		Pipes leak:	<input type="checkbox"/> Yes	<input type="checkbox"/> No	<input type="checkbox"/> Not visible
Showers	Faucet leaks:	<input type="checkbox"/> Yes	<input checked="" type="checkbox"/> No		Pipes leak:	<input type="checkbox"/> Yes	<input type="checkbox"/> No	<input checked="" type="checkbox"/> Not visible
Toilet:	Bowl loose	<input type="checkbox"/> Yes	<input checked="" type="checkbox"/> No	Operates:	<input checked="" type="checkbox"/> Yes	<input type="checkbox"/> No	<input type="checkbox"/> Cracked bowl	<input type="checkbox"/> Toilet leaks
Whirlpool:		<input type="checkbox"/> Yes	<input checked="" type="checkbox"/> No	Operates:	<input type="checkbox"/> Yes	<input type="checkbox"/> No		
Shower/Tub area:		<input checked="" type="checkbox"/> Ceramic/Plastic	<input type="checkbox"/> Fiberglass		<input type="checkbox"/> Masonite		<input type="checkbox"/> Other	
	Condition:	<input checked="" type="checkbox"/> Satisfactory	<input type="checkbox"/> Marginal		<input type="checkbox"/> Poor		<input type="checkbox"/> Rotted floors	
	Caulk/Grouting needed:	<input checked="" type="checkbox"/> Yes	<input type="checkbox"/> No		Where:	<b>Shower area</b>		
Drainage:		<input checked="" type="checkbox"/> Satisfactory	<input type="checkbox"/> Marginal		<input type="checkbox"/> Poor			
Water flow:		<input checked="" type="checkbox"/> Satisfactory	<input type="checkbox"/> Marginal		<input type="checkbox"/> Poor			
Moisture stains present:	<input type="checkbox"/> Yes	<input type="checkbox"/> Walls	<input type="checkbox"/> Ceilings	<input checked="" type="checkbox"/> No				
Window/doors:		<input checked="" type="checkbox"/> Satisfactory	<input type="checkbox"/> Marginal		<input type="checkbox"/> Poor			
Outlets present:	<input checked="" type="checkbox"/> Yes	<input type="checkbox"/> No	GFCI protected:	<input checked="" type="checkbox"/> Yes	<input type="checkbox"/> No	Operates:	<input checked="" type="checkbox"/> Yes	<input type="checkbox"/> No
	Open ground/reverse polarity within 6' of water:			<input type="checkbox"/> Yes	<input checked="" type="checkbox"/> No			
	<b>Potential safety hazards present:</b>	<input type="checkbox"/> Yes	<input checked="" type="checkbox"/> No					<b>(See Remarks page)</b>
Heat source present:		<input checked="" type="checkbox"/> Yes	<input type="checkbox"/> No					<b>(See Remarks page)</b>
Exhaust fan:	<input checked="" type="checkbox"/> Yes	<input type="checkbox"/> No		Operates:	<input checked="" type="checkbox"/> Yes	<input type="checkbox"/> No	<input type="checkbox"/> Noisy	

**General Comments**

Caulk or grouting needed in shower area.

**BATHROOMS****Bath: Basement Bedroom bath**

Sinks	Faucet leaks:	<input type="checkbox"/> Yes	<input checked="" type="checkbox"/> No		Pipes leak:	<input type="checkbox"/> Yes	<input checked="" type="checkbox"/> No	<input type="checkbox"/> Not visible
Tubs	Faucet leaks:	<input type="checkbox"/> Yes	<input type="checkbox"/> No		Pipes leak:	<input type="checkbox"/> Yes	<input type="checkbox"/> No	<input type="checkbox"/> Not visible
Showers	Faucet leaks:	<input type="checkbox"/> Yes	<input checked="" type="checkbox"/> No		Pipes leak:	<input type="checkbox"/> Yes	<input type="checkbox"/> No	<input checked="" type="checkbox"/> Not visible
Toilet:	Bowl loose	<input type="checkbox"/> Yes	<input checked="" type="checkbox"/> No	Operates:	<input checked="" type="checkbox"/> Yes	<input type="checkbox"/> No	<input type="checkbox"/> Cracked bowl	<input type="checkbox"/> Toilet leaks
Whirlpool:		<input type="checkbox"/> Yes	<input checked="" type="checkbox"/> No	Operates:	<input type="checkbox"/> Yes	<input type="checkbox"/> No		
Shower/Tub area:		<input checked="" type="checkbox"/> Ceramic/Plastic		<input type="checkbox"/> Fiberglass		<input type="checkbox"/> Masonite		<input type="checkbox"/> Other
	Condition:	<input checked="" type="checkbox"/> Satisfactory		<input type="checkbox"/> Marginal		<input type="checkbox"/> Poor		<input type="checkbox"/> Rotted floors
	Caulk/Grouting needed:	<input checked="" type="checkbox"/> Yes	<input type="checkbox"/> No					Where: <b>Shower area</b>
Drainage:		<input checked="" type="checkbox"/> Satisfactory	<input type="checkbox"/> Marginal			<input type="checkbox"/> Poor		
Water flow:		<input checked="" type="checkbox"/> Satisfactory	<input type="checkbox"/> Marginal			<input type="checkbox"/> Poor		
Moisture stains present:	<input type="checkbox"/> Yes	<input type="checkbox"/> Walls	<input type="checkbox"/> Ceilings	<input checked="" type="checkbox"/> No				
Window/doors:	<input checked="" type="checkbox"/> Satisfactory	<input type="checkbox"/> Marginal				<input type="checkbox"/> Poor		
Outlets present:	<input checked="" type="checkbox"/> Yes	<input type="checkbox"/> No	GFCI protected:	<input checked="" type="checkbox"/> Yes	<input type="checkbox"/> No	Operates:	<input checked="" type="checkbox"/> Yes	<input type="checkbox"/> No
	Open ground/reverse polarity within 6' of water:			<input type="checkbox"/> Yes	<input checked="" type="checkbox"/> No			
	<b>Potential safety hazards present:</b>			<input type="checkbox"/> Yes	<input checked="" type="checkbox"/> No	<b>(See Remarks page)</b>		
Heat source present:	<input checked="" type="checkbox"/> Yes	<input type="checkbox"/> No				<b>(See Remarks page)</b>		
Exhaust fan:	<input checked="" type="checkbox"/> Yes	<input type="checkbox"/> No		Operates:	<input checked="" type="checkbox"/> Yes	<input type="checkbox"/> No	<input type="checkbox"/> Noisy	

**General Comments**

Caulk or grouting needed in shower area.  
Entry door does not latch closed, recommend adjusting as needed.

## MASTER BEDROOM

**Location:** Second floor SE

Walls & Ceiling:  Satisfactory  Marginal  Poor  Typical Cracks  Holes  
 Moisture stains:  Yes  No

Flooring:  Satisfactory  Marginal  Poor  Squeaks  Slopes  
 Ceiling fan:  N/A  Satisfactory  Marginal  Poor

Electrical: Switches:  Yes  No Outlets:  Yes  No Operates:  Yes  No  
 Open ground/reverse polarity:  Yes  **Safety Hazard**  No  Covers missing

Heat source present:  Yes  Not visible Holes:  Doors  Walls  Ceilings  
 Doors & Windows:  Sat.  Marg.  Poor  Cracked glass  Evidence of leaking insulated glass

**General Comments:**

## BEDROOM

**Location:** Second floor SW

Walls & Ceiling:  Satisfactory  Marginal  Poor  Typical Cracks  Holes  
 Moisture stains:  Yes  No

Flooring:  Satisfactory  Marginal  Poor  Squeaks  Slopes  
 Ceiling fan:  N/A  Satisfactory  Marginal  Poor

Electrical: Switches:  Yes  No Outlets:  Yes  No Operates:  Yes  No  
 Open ground/reverse polarity:  Yes  **Safety Hazard**  No  Covers missing

Heat source present:  Yes  Not visible Holes:  Doors  Walls  Ceilings  
 Doors & Windows:  Sat.  Marg.  Poor  Cracked glass  Evidence of leaking insulated glass

**General Comments:**

## BEDROOM

**Location:** Second floor West

Walls & Ceiling:  Satisfactory  Marginal  Poor  Typical Cracks  Holes  
 Moisture stains:  Yes  No

Flooring:  Satisfactory  Marginal  Poor  Squeaks  Slopes  
 Ceiling fan:  N/A  Satisfactory  Marginal  Poor

Electrical: Switches:  Yes  No Outlets:  Yes  No Operates:  Yes  No  
 Open ground/reverse polarity:  Yes  **Safety Hazard**  No  Covers missing

Heat source present:  Yes  Not visible Holes:  Doors  Walls  Ceilings  
 Doors & Windows:  Sat.  Marg.  Poor  Cracked glass  Evidence of leaking insulated glass

**General Comments:**

Window screen not installed properly.

## BEDROOM

**Location:** NW

Walls & Ceiling:  Satisfactory     Marginal     Poor     Typical Cracks     Holes  
 Moisture stains:     Yes     No  
 Flooring:  Satisfactory     Marginal     Poor     Squeaks     Slopes  
 Ceiling fan:  N/A     Satisfactory     Marginal     Poor  
 Electrical:    Switches:  Yes     No    Outlets:  Yes     No    Operates:  Yes     No  
                   Open ground/reverse polarity:  Yes     **Safety Hazard**     No     Covers missing  
 Heat source present:  Yes     Not visible    Holes:  Doors     Walls     Ceilings  
 Doors & Windows:  Sat.     Marg.     Poor     Cracked glass     Evidence of leaking insulated glass

**General Comments:**

Closet door does not latch closed, recommend adjusting as necessary.

## BEDROOM

**Location:** Second floor NE

Walls & Ceiling:  Satisfactory     Marginal     Poor     Typical Cracks     Holes  
 Moisture stains:     Yes     No  
 Flooring:  Satisfactory     Marginal     Poor     Squeaks     Slopes  
 Ceiling fan:  N/A     Satisfactory     Marginal     Poor  
 Electrical:    Switches:  Yes     No    Outlets:  Yes     No    Operates:  Yes     No  
                   Open ground/reverse polarity:  Yes     **Safety Hazard**     No     Covers missing  
 Heat source present:  Yes     Not visible    Holes:  Doors     Walls     Ceilings  
 Doors & Windows:  Sat.     Marg.     Poor     Cracked glass     Evidence of leaking insulated glass

**General Comments:**

## MudROOM

**Location:** First floor NW

Walls & Ceiling:  Satisfactory     Marginal     Poor     Typical Cracks     Holes  
 Moisture stains:     Yes     No  
 Flooring:  Satisfactory     Marginal     Poor     Squeaks     Slopes  
 Ceiling fan:  N/A     Satisfactory     Marginal     Poor  
 Electrical:    Switches:  Yes     No    Outlets:  Yes     No    Operates:  Yes     No  
                   Open ground/reverse polarity:  Yes     **Safety Hazard**     No     Covers missing  
 Heat source present:  Yes     Not visible    Holes:  Doors     Walls     Ceilings  
 Doors & Windows:  Sat.     Marg.     Poor     Cracked glass     Evidence of leaking insulated glass

**General Comments:**

## FAMILY ROOM

**Location:** First floor East

Walls & Ceiling:  Satisfactory     Marginal     Poor     Typical Cracks     Holes  
 Moisture stains:     Yes     No  
 Flooring:     Satisfactory     Marginal     Poor     Squeaks     Slopes  
 Ceiling fan:     N/A     Satisfactory     Marginal     Poor  
 Electrical:    Switches:  Yes     No    Outlets:  Yes     No    Operates:  Yes     No  
                   Open ground/reverse polarity:  Yes     **Safety Hazard**     No     Covers missing  
 Heat source present:     Yes     Not visible    Holes:     Doors     Walls     Ceilings  
 Doors & Windows:     Sat.     Marg.     Poor     Cracked glass     Evidence of leaking insulated glass

**General Comments:**

## Office ROOM

**Location:** First floor SE

Walls & Ceiling:  Satisfactory     Marginal     Poor     Typical Cracks     Holes  
 Moisture stains:     Yes     No  
 Flooring:     Satisfactory     Marginal     Poor     Squeaks     Slopes  
 Ceiling fan:     N/A     Satisfactory     Marginal     Poor  
 Electrical:    Switches:  Yes     No    Outlets:  Yes     No    Operates:  Yes     No  
                   Open ground/reverse polarity:  Yes     **Safety Hazard**     No     Covers missing  
 Heat source present:     Yes     Not visible    Holes:     Doors     Walls     Ceilings  
 Doors & Windows:     Sat.     Marg.     Poor     Cracked glass     Evidence of leaking insulated glass

**General Comments:**

## SUNROOM

**Location:** First floor South

Walls & Ceiling:  Satisfactory     Marginal     Poor     Typical Cracks     Holes  
 Moisture stains:     Yes     No  
 Flooring:     Satisfactory     Marginal     Poor     Squeaks     Slopes  
 Ceiling fan:     N/A     Satisfactory     Marginal     Poor  
 Electrical:    Switches:  Yes     No    Outlets:  Yes     No    Operates:  Yes     No  
                   Open ground/reverse polarity:  Yes     **Safety Hazard**     No     Covers missing  
 Heat source present:     Yes     Not visible    Holes:     Doors     Walls     Ceilings  
 Doors & Windows:     Sat.     Marg.     Poor     Cracked glass     Evidence of leaking insulated glass

**General Comments:**

Piano in front of exterior door at time of inspection, door not operated.



## LIVING ROOM

**Location:** First floor SW

Walls & Ceiling:  Satisfactory  Marginal  Poor  Typical Cracks  Holes  
 Moisture stains:  Yes  No

Flooring:  Satisfactory  Marginal  Poor  Squeaks  Slopes  
 Ceiling fan:  N/A  Satisfactory  Marginal  Poor

Electrical: Switches:  Yes  No Outlets:  Yes  No Operates:  Yes  No  
 Open ground/reverse polarity:  Yes  **Safety Hazard**  No  Covers missing

Heat source present:  Yes  Not visible Holes:  Doors  Walls  Ceilings

Doors & Windows:  Sat.  Marg.  Poor  Cracked glass  Evidence of leaking insulated glass

**General Comments:**

## DINING ROOM

**Location:** First floor West

Walls & Ceiling:  Satisfactory  Marginal  Poor  Typical Cracks  Holes  
 Moisture stains:  Yes  No

Flooring:  Satisfactory  Marginal  Poor  Squeaks  Slopes  
 Ceiling fan:  N/A  Satisfactory  Marginal  Poor

Electrical: Switches:  Yes  No Outlets:  Yes  No Operates:  Yes  No  
 Open ground/reverse polarity:  Yes  **Safety Hazard**  No  Covers missing

Heat source present:  Yes  Not visible Holes:  Doors  Walls  Ceilings

Doors & Windows:  Sat.  Marg.  Poor  Cracked glass  Evidence of leaking insulated glass

**General Comments:**

## GameROOM

**Location:** Basement

Walls & Ceiling:  Satisfactory  Marginal  Poor  Typical Cracks  Holes  
 Moisture stains:  Yes  No

Flooring:  Satisfactory  Marginal  Poor  Squeaks  Slopes  
 Ceiling fan:  N/A  Satisfactory  Marginal  Poor

Electrical: Switches:  Yes  No Outlets:  Yes  No Operates:  Yes  No  
 Open ground/reverse polarity:  Yes  **Safety Hazard**  No  Covers missing

Heat source present:  Yes  Not visible Holes:  Doors  Walls  Ceilings

Doors & Windows:  Sat.  Marg.  Poor  Cracked glass  Evidence of leaking insulated glass

**General Comments:**

## RecROOM

**Location:** Basement

Walls & Ceiling:  Satisfactory       Marginal       Poor       Typical Cracks       Holes  
 Moisture stains:       Yes       No  
 Flooring:  Satisfactory       Marginal       Poor       Squeaks       Slopes  
 Ceiling fan:  N/A       Satisfactory       Marginal       Poor  
 Electrical:      Switches:  Yes       No      Outlets:  Yes       No      Operates:  Yes       No  
                   Open ground/reverse polarity:  Yes       **Safety Hazard**       No       Covers missing  
 Heat source present:  Yes       Not visible      Holes:  Doors       Walls       Ceilings  
 Doors & Windows:  Sat.       Marg.       Poor       Cracked glass       Evidence of leaking insulated glass

**General Comments:**

## ExerciseROOM

**Location:** Basement

Walls & Ceiling:  Satisfactory       Marginal       Poor       Typical Cracks       Holes  
 Moisture stains:       Yes       No  
 Flooring:  Satisfactory       Marginal       Poor       Squeaks       Slopes  
 Ceiling fan:  N/A       Satisfactory       Marginal       Poor  
 Electrical:      Switches:  Yes       No      Outlets:  Yes       No      Operates:  Yes       No  
                   Open ground/reverse polarity:  Yes       **Safety Hazard**       No       Covers missing  
 Heat source present:  Yes       Not visible      Holes:  Doors       Walls       Ceilings  
 Doors & Windows:  Sat.       Marg.       Poor       Cracked glass       Evidence of leaking insulated glass

**General Comments:**

## BEDROOM

**Location:** Basement

Walls & Ceiling:  Satisfactory       Marginal       Poor       Typical Cracks       Holes  
 Moisture stains:       Yes       No  
 Flooring:  Satisfactory       Marginal       Poor       Squeaks       Slopes  
 Ceiling fan:  N/A       Satisfactory       Marginal       Poor  
 Electrical:      Switches:  Yes       No      Outlets:  Yes       No      Operates:  Yes       No  
                   Open ground/reverse polarity:  Yes       **Safety Hazard**       No       Covers missing  
 Heat source present:  Yes       Not visible      Holes:  Doors       Walls       Ceilings  
 Doors & Windows:  Sat.       Marg.       Poor       Cracked glass       Evidence of leaking insulated glass

**General Comments:**

# WINDOWS / FIREPLACES / ATTIC

## Interior Windows/Glass

General condition:  Satisfactory  Marginal  Poor  Painted shut  
 Hardware missing  Glazing compound needed  Cracked glass  Broken counter-balance mech.  
 Surface deterioration: **(See Remarks page)**  Representative number of windows operated  
**Evidence of leaking insulated glass:**  Yes  No  Not determinable  N/A  
 Safety glazing where needed:  N/A  Yes  No  Safety issue  
 Security bars present:  Yes  No  Not tested  Test release mechanism before moving in

## Fireplace

None Location(s): [Master bath, Master bed, Rear foyer, family, office, living room, dining room](#)  
 Gas  Wood  Ventless  Direct Vent  **Woodburner stove (See Remarks page)**  
 Masonry insert  Metal insert  Metal  Electric  
 Blower built-in Operates:  Yes  No **Damper operates:**  Yes  No  *Damper missing*  
 Open joints or cracks in firebrick should be sealed  Pre-fabricated panels damaged/worn  
 Hearth: Satisfactory:  Yes  No Mantle:  Satisfactory  Loose  N/A  
 **Recommend having flue cleaned and re-examined**

*\*Due to limited visibility and access of fireplace flue(s), it may be necessary to have a licensed chimney sweep or masonry contractor perform a "Level II" inspection of fireplace flue(s) and their components.*

## Stairs

N/A  Satisfactory  Marginal  Poor  None  
 Handrail:  Satisfactory  Marginal  Poor  **Safety Hazard**  
 Risers/Treads:  Satisfactory  Marginal  Poor  Risers/treads uneven

## Smoke/CO Detectors

**(See Remarks page)**  
 Smoke detector:  Yes  No Operates:  Yes  No  Not tested CO detector:  Yes  No

## Attic

N/A  
 Access:  Stairs  Pulldown  Scuttlehole  Knee wall  **No access**  
 Inspected from:  Access panel  In the attic  Other  
 Location:  Bedroom hall  Bedroom closet  Garage  Other  
 Flooring:  Complete  Partial  None  
 Insulation: Type: [Fiberglass](#)  Batts  Loose Average inches: [9-12](#)  
 Installed in:  Floor  Rafters  Walls  Not Visible  
 Vent fans:  Present  Not tested  Thermostat controlled  **Safety Hazard**  
 Ventilation:  Appears adequate  Recommend additional venting  
 Roof structure:  Wood rafters/joists  Metal rafters/joists  Collar ties  
 Trusses  Other  Not visible  
 Roof sheathing:  Plywood  OSB  1x wood  Other  
 Rotted  Stained  Delaminated  Satisfactory  Marginal  Poor  
 Fans exhausted to: Attic:  Yes  No Outside:  Yes  No  Not visible  N/A  
**(See Remarks page)**  
 Chimney chase:  Satisfactory  Needs repairs  Not visible  
 Structural problems observed:  Yes  No  See comments below  
 Vapor barriers:  Not visible  Improperly installed  
 Kraft faced  Plastic **(See Remarks page)**  
 Electrical:  Open junction box(es)  Handyman wiring  Visible knob-and-tube

## General Comments

[Change smoke detector batteries every 6 months.](#)  
[Recommend installing Carbon Monoxide detector at or below sleeping height.](#)  
[Insulation was average, but could be upgraded.](#)

**This confidential report is prepared exclusively for**

© 2014 Windy City Home Inspection, Inc.

# BASEMENT

(See Remarks page)

<b>Stairs</b>					
Condition:	<input checked="" type="checkbox"/> Satisfactory	<input type="checkbox"/> Marginal	<input type="checkbox"/> Poor	<input type="checkbox"/> <b>Safety Hazard</b>	
Handrail:	<input checked="" type="checkbox"/> Yes	<input type="checkbox"/> No	Condition:	<input checked="" type="checkbox"/> Satisfactory	<input type="checkbox"/> Marginal
Headway over stairs:	<input type="checkbox"/> Satisfactory	<input type="checkbox"/> Marginal	<input type="checkbox"/> Poor	<input type="checkbox"/> Poor	
Under carriage:	<input type="checkbox"/> Satisfactory	<input type="checkbox"/> Marginal	<input type="checkbox"/> Poor	<input checked="" type="checkbox"/> Not visible	

<b>Foundation Walls</b>					
Horizontal cracks:	<input type="checkbox"/> Concrete block	<input type="checkbox"/> Poured concrete	<input type="checkbox"/> Brick	<input type="checkbox"/> Fieldstone	<input type="checkbox"/> Other
Step cracks:	<input type="checkbox"/> North	<input type="checkbox"/> South	<input type="checkbox"/> East	<input type="checkbox"/> West	<input type="checkbox"/> None
Vertical cracks:	<input type="checkbox"/> North	<input type="checkbox"/> South	<input type="checkbox"/> East	<input type="checkbox"/> West	<input type="checkbox"/> None
Covered walls:	<input checked="" type="checkbox"/> North	<input checked="" type="checkbox"/> South	<input checked="" type="checkbox"/> East	<input checked="" type="checkbox"/> West	<input type="checkbox"/> None
Movement apparent:	<input type="checkbox"/> North	<input type="checkbox"/> South	<input type="checkbox"/> East	<input type="checkbox"/> West	<input type="checkbox"/> None
Condition:	<input checked="" type="checkbox"/> Satisfactory	<input type="checkbox"/> Marginal	<input type="checkbox"/> <b>Have evaluated</b>	<input type="checkbox"/> <b>Monitor</b>	

\*\*\* Note: See below for basement diagram

**Condition reported above reflects visible portion only**

<b>Floor</b>		(See vapor barrier remarks)			
Condition:	<input type="checkbox"/> Concrete	<input type="checkbox"/> Dirt/Gravel	<input checked="" type="checkbox"/> Not visible	<input type="checkbox"/> Other	
	<input type="checkbox"/> Satisfactory	<input type="checkbox"/> Marginal	<input type="checkbox"/> Poor	<input type="checkbox"/> Typical/excessive cracks	

<b>Basement Drainage</b>					
Indication of moisture:	<input type="checkbox"/> Yes	<input checked="" type="checkbox"/> No	<input type="checkbox"/> Fresh	<input type="checkbox"/> Old stains	
Sump Pump:	<input checked="" type="checkbox"/> Yes	<input type="checkbox"/> No	<input checked="" type="checkbox"/> Working	<input type="checkbox"/> Not working	<input type="checkbox"/> Not tested
Floor drain(s) present:	<input checked="" type="checkbox"/> Yes	<input type="checkbox"/> No	<input type="checkbox"/> Not tested	<input type="checkbox"/> Efflorescence present	

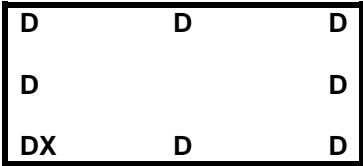
<b>Drain Tile (See Remarks page)</b>	<input type="checkbox"/> Palmer valve present	<input checked="" type="checkbox"/> Not Visible	(See Remarks page)
--------------------------------------	---	---	--------------------

<b>Girders (1), Columns (2)</b>		<input type="checkbox"/> N/A			
Condition:	<input type="checkbox"/> Steel	<input type="checkbox"/> Wood	<input type="checkbox"/> Block	<input type="checkbox"/> Concrete	<input checked="" type="checkbox"/> Not visible
	<input type="checkbox"/> Satisfactory	<input type="checkbox"/> Marginal	<input type="checkbox"/> Poor	<input type="checkbox"/> Stained/rusted	

<b>Joists /Trusses</b>					
<input checked="" type="checkbox"/> Joist	<input type="checkbox"/> Trusses	<input type="checkbox"/> I-Joist	<input type="checkbox"/> Steel	<input type="checkbox"/> Wood	<input type="checkbox"/> Concrete
		<input type="checkbox"/> 2x6	<input type="checkbox"/> 2x8	<input type="checkbox"/> 2x10	<input checked="" type="checkbox"/> 2x12
<input type="checkbox"/> Not visible					

<b>Sub Floor</b>	<input type="checkbox"/> Indication of moisture stains/rotting
** Areas around shower stalls, etc., as viewed from basement or crawl space	

<b>Basement Walls</b>		North
Diagram indicates where wall not visible and type of covering: P = Paneling      C = Crack(s) D = Drywall        M = Monitor S = Storage        E = Evaluate I = Insulation X = Main Water Shut Off	West	East
		South



<b>General Comments</b>
-------------------------

# PLUMBING

<b>Water Service</b>		Shut off location: <b>In the basement</b>			
Water entry piping:	<input checked="" type="checkbox"/> Not visible	<input type="checkbox"/> Copper/Galv.	<input type="checkbox"/> Plastic/PB	<input type="checkbox"/> Unknown	
Water lines:	<input checked="" type="checkbox"/> Copper	<input type="checkbox"/> Galvanized	<input type="checkbox"/> Plastic	<input type="checkbox"/> <b>Polybutylene</b>	<input type="checkbox"/> Unknown
	Lead ( <i>other than solder joints</i> ):	<input type="checkbox"/> Yes	<input type="checkbox"/> No	<input type="checkbox"/> Service entry	<input checked="" type="checkbox"/> Unknown
	Water flow:	<input checked="" type="checkbox"/> Satisfactory	<input type="checkbox"/> Poor	Cross connection: <input type="checkbox"/> Yes <input checked="" type="checkbox"/> No	
	Water pressure:	<input checked="" type="checkbox"/> Satisfactory	<input type="checkbox"/> Poor	<input type="checkbox"/> Above 80 psi ( <b>Needs evaluation</b> )	
	Pipes: <input type="checkbox"/> Corroded <input type="checkbox"/> Leaking	<input type="checkbox"/> Valves broken/missing		<input type="checkbox"/> Dissimilar metal	
Drain/waste/vent pipe:	<input type="checkbox"/> Copper	<input type="checkbox"/> Cast iron	<input checked="" type="checkbox"/> Plastic	<input checked="" type="checkbox"/> Other	
	Condition:	<input checked="" type="checkbox"/> Satisfactory	<input type="checkbox"/> Marginal	<input type="checkbox"/> Poor	<input type="checkbox"/> Not visible
	Waste discharge:	<input checked="" type="checkbox"/> Satisfactory	<input type="checkbox"/> Slow drain		
<b>Gas Lines</b>		<input type="checkbox"/> N/A	<input type="checkbox"/> Not visible	<input type="checkbox"/> Shutoff missing	
	<input type="checkbox"/> Copper	<input type="checkbox"/> Brass	<input checked="" type="checkbox"/> Black iron	<input type="checkbox"/> Stainless steel	<input type="checkbox"/> CSST
<b>Well Pump</b>		<input checked="" type="checkbox"/> N/A	<b>(See Remarks page)</b>		
	<input type="checkbox"/> Submersible	<input type="checkbox"/> In basement	<input type="checkbox"/> Well house	<input type="checkbox"/> Well pit	<input type="checkbox"/> Shared well
Pressure gauge operates:	<input type="checkbox"/> Yes	<input type="checkbox"/> No	<input type="checkbox"/> Unknown		
<b>Sanitary Pump</b>		<input type="checkbox"/> N/A			
Sealed crock:	<input checked="" type="checkbox"/> Yes <input type="checkbox"/> No	Check valve:	<input checked="" type="checkbox"/> Yes <input type="checkbox"/> No	Vented:	<input checked="" type="checkbox"/> Yes <input type="checkbox"/> No
<b>Water Heater #1</b>		<input type="checkbox"/> N/A	<input type="checkbox"/> <b>Common hot water service for building</b>		
<i>Brand name:</i> Rheem		<i>Serial #:</i> rhng0702116559		<i>Model #:</i> 21vp75e-1	
	<input checked="" type="checkbox"/> Gas	<input type="checkbox"/> Electric	<input type="checkbox"/> Oil	<input type="checkbox"/> Other	
	Capacity: 75 gallons	Approx. age: 12 yr(s)			
Relief valve:	<input checked="" type="checkbox"/> Yes <input type="checkbox"/> No	<b>Extension proper:</b>		<input checked="" type="checkbox"/> Yes	<input type="checkbox"/> No <input type="checkbox"/> Missing
Vent pipe:	<input type="checkbox"/> N/A	<input checked="" type="checkbox"/> Satisfactory	<input type="checkbox"/> Improper pitch	<input type="checkbox"/> Rusted	<input type="checkbox"/> <b>Safety Hazard</b>
<b>Water Heater #2</b>		<input type="checkbox"/> N/A			
<i>Brand name:</i>		<i>Serial #:</i> rhng0902109778		<i>Model #:</i> 21vp75e-1	
	<input checked="" type="checkbox"/> Gas	<input type="checkbox"/> Electric	<input type="checkbox"/> Oil	<input type="checkbox"/> Other	
	Capacity: 75 gallons	Approx. age: 12 yr(s)			
Relief valve:	<input checked="" type="checkbox"/> Yes <input type="checkbox"/> No	<b>Extension proper:</b>		<input checked="" type="checkbox"/> Yes	<input type="checkbox"/> No <input type="checkbox"/> Missing
Vent pipe:	<input type="checkbox"/> N/A	<input checked="" type="checkbox"/> Satisfactory	<input type="checkbox"/> Improper pitch	<input type="checkbox"/> Rusted	<input type="checkbox"/> <b>Safety Hazard</b>
<b>Water Softener</b>		<b>(Unit not evaluated)</b>			
	<input type="checkbox"/> Yes <input checked="" type="checkbox"/> No	Plumbing hooked up: <input type="checkbox"/> Yes <input type="checkbox"/> No			
<b>General Comments</b>					

# HEATING SYSTEM

**Fuel Shutoff for Building**
Main fuel shutoff location: [Outside at the gas meter](#)
**Forced Air System**
 N/A      Central Unit      Wall Furnace      Floor Furnace
**Brand name:** Rheem**Model #:** rgra12erajs**Approximate age:** 12 year(s)**Serial #:** ej5d707f350204082**Brand name:** Carrier**Model #:** 58mxa080-16**Approximate age:** 9 year(s)**Serial #:** 1305a16800**Brand name:** Rheem**Model #:** rgra09ezajs**Approximate age:** 12 year(s)**Serial #:** eh5d707f180202695**Brand name:** Rheem**Model #:** rgra09ezajs**Approximate age:** 12 year(s)**Serial #:** eh5d707f100201588

System not operated due to:  
 Energy source:  Gas      LP      Oil      Electric  
 Hot air systems:  Belt drive      Direct drive      Gravity  
 Heat exchanger:  Visual with mirror      N/A (sealed)      Not accessible  
 Condition:  Rusted      Flame distortion      Other  
**View is extremely limited - See Remarks page about options**  
 Distribution:  Metal duct      Insul. flex duct      Cold air returns  
 Flue piping:  Metal      PVC      Proper pitch      Rusted      N/A  
 Filter:  Standard      Electrostatic      Paper      N/A  
 Condition:  Satisfactory      Replace/clean      Missing  
 Operated: When turned on by thermostat:  Fired      Did not fire  
 Operation: Satisfactory:  Yes      No      **Recommend HVAC technician examine**      Before closing  
 Controls:  Disconnect      Normal operating and safety controls observed  
 Heat pump:  Aux. Elec.      Aux. Gas      Aux. geothermal      N/A  
 Emergency heat tested:  Yes      No      N/A

**Boiler System**
 N/A
**Brand name:** Crown**Model #:** bwf095enst1psu**Approximate age:** 12 year(s)**Serial #:** crownb000304100

System not operated due to:  
 Energy source:  Gas      LP      Oil      Electric  
 Distribution:  Hot water      Baseboard      Steam      Radiator  
 Circulator:  Pump      Gravity      Multiple zones  
 Controls: Temp/pressure gauge exist:  Yes      No     **Operating:**  Yes      No  
 Relief valve:  Yes      No      Missing     Extension proper:  Yes      No  
 Operated: When turned on by thermostat:  Fired      Did not fire  
 Operation: Satisfactory:  Yes      No      **Recommend HVAC technician examine**      Before closing

**Others**
 N/A

 Electric baseboard      Radiant ceiling cable      Gas space heater  
 Woodburning stove     (See Remarks page)

**General Comments**
[Filter should be changed monthly.](#)

## COOLING SYSTEM

<b>System Components</b>		<input type="checkbox"/> N/A	
Energy source:	<input checked="" type="checkbox"/> Electric	<input type="checkbox"/> Gas	<input type="checkbox"/> Other
Central air:		Approximate age: Unknown/9/unknown/unknown	
Operated:	<input checked="" type="checkbox"/> Air cooled	<input type="checkbox"/> Water cooled	<input type="checkbox"/> Evaporative cooler <input type="checkbox"/> Heat pump
Temperature differential:	<input type="checkbox"/> Yes	<input checked="" type="checkbox"/> No	<input checked="" type="checkbox"/> Not operated due to outside temperature
Operation:	Unit 1: °F	Unit 2: °F	<b>(See Remarks page)</b>
Refrigerant lines:	Satisfactory: <input type="checkbox"/> Yes <input type="checkbox"/> No <input type="checkbox"/> <b>Recommend HVAC technician examine</b>		<input type="checkbox"/> Before closing
Through wall unit(s):	<input type="checkbox"/> Leak	<input type="checkbox"/> Damaged	<input type="checkbox"/> Insulation missing <input checked="" type="checkbox"/> Satisfactory
	<input checked="" type="checkbox"/> N/A	Operated: <input type="checkbox"/> Yes <input type="checkbox"/> No	<input type="checkbox"/> Satisfactory <input type="checkbox"/> Needs service

### General Comments

A/C was not operated due to outside temperature.

## ELECTRICAL

<b>Main Panel</b>		Location: <b>Basement</b>	
Amps: <b>200/200</b>	Volts: <b>120/240</b>	<input checked="" type="checkbox"/> Breakers	<input type="checkbox"/> Fuses
Appears grounded:	<input checked="" type="checkbox"/> Yes <input type="checkbox"/> No		
<b>Main Wire:</b>	<input checked="" type="checkbox"/> Copper	<input type="checkbox"/> Aluminum	<input type="checkbox"/> Copper clad aluminum <input type="checkbox"/> Not visible
Branch Wire:	<input checked="" type="checkbox"/> Copper	<input type="checkbox"/> <b>Aluminum</b>	<input type="checkbox"/> Copper clad aluminum <input type="checkbox"/> Not visible
	<input type="checkbox"/> Romex	<input type="checkbox"/> BX cable	<input checked="" type="checkbox"/> Conduit <input type="checkbox"/> Knob & tube
	<input type="checkbox"/> Multiple tapping	<input type="checkbox"/> Branch wires undersized	<input type="checkbox"/> <b>Federal Pacific panel (see Remarks)</b>
	<input type="checkbox"/> Multiple tapping of main disconnect	<input type="checkbox"/> <b>Safety Hazard</b>	
	GFCI present: <input checked="" type="checkbox"/> Yes <input type="checkbox"/> No	Operates: <input checked="" type="checkbox"/> Yes <input type="checkbox"/> No	
	AFCI present: <input type="checkbox"/> Yes <input checked="" type="checkbox"/> No	Operates: <input type="checkbox"/> Yes <input type="checkbox"/> No <b>(see Remarks)</b>	
	<input type="checkbox"/> Panel not accessible	<input type="checkbox"/> Not evaluated	Reason:

<b>Sub Panel(s)</b>		<input type="checkbox"/> None apparent	
Location 1: <b>Basement next to main panel.</b>	Location 2:	Location 3:	
<b>Branch Wiring:</b>	<input checked="" type="checkbox"/> Copper	<input type="checkbox"/> <b>Aluminum</b>	<input type="checkbox"/> Copper clad aluminum
	Neutral/ground separated: <input checked="" type="checkbox"/> Yes <input type="checkbox"/> No	<input type="checkbox"/> Have electrician separate	
	Neutral isolated: <input checked="" type="checkbox"/> Yes <input type="checkbox"/> No	<input type="checkbox"/> Have electrician isolate	
	<input type="checkbox"/> Multiple tapping	<input type="checkbox"/> Branch wires undersized	<input type="checkbox"/> <b>Safety Hazard</b>

<b>Electrical Fixtures</b>	
A representative number of installed lighting fixtures, switches, and receptacles located inside the house, garage, and exterior walls were tested and found to be:	
<input checked="" type="checkbox"/> Satisfactory	<input type="checkbox"/> Marginal <input type="checkbox"/> Poor
<input type="checkbox"/> Open grounds	<input type="checkbox"/> Reverse polarity <input type="checkbox"/> GFCIs not operating <input type="checkbox"/> Ungrounded 3-prong outlets
<input type="checkbox"/> <b>Solid conductor aluminum branch wiring circuits (See Remarks page)</b>	
<input type="checkbox"/> <b>Recommend a licensed electrician evaluate the service</b>	


### General Comments:




## PHOTO SUMMARY



Missing vent cover for vent under deck.



Improper draining for ice maker.



Exposed electrical wires in attic.



Dry vent backing up into attic.



Moisture stains on ceiling in living room.



## GROUND'S REMARKS

### Service Walks/Driveways

Spalling concrete cannot be patched with concrete because the new will not bond with the old. Water will freeze between the two layers, or the concrete will break up from movement or wear. Replacement of the damaged section is recommended. Walks or driveways that are close to the property should be properly pitched away to direct water away from the foundation. Asphalt driveways should be kept sealed and larger cracks filled so as to prevent damage from frost.

**Patios** that have settled towards the structure should be mudjacked or replaced to assure proper pitch. Improperly pitched patios are one source of wet basements.

### Exterior Wood Surfaces

All surfaces of untreated wood need regular applications of paint or special chemicals to resist damage. Porch or deck columns and fence posts which are buried in the ground and made of untreated wood will become damaged within a year or two.

Decks should always be nailed with galvanized or aluminum nails. Decks that are not painted or stained should be treated with a water sealer.

### Grading and Drainage

*Any system of grading or landscaping that creates positive drainage (moving water away from the foundation walls) will help to keep a basement dry. Where negative grade exists and additional backfill is suggested, it may require digging out around the property to get a proper pitch. Dirt shall be approximately 6" below the bottom sill and should not touch wood surfaces.*

*Flower beds, loose mulched areas, railroad ties and other such landscaping items close to the foundation trap moisture and contribute to wet basements. To establish a positive grade, a proper slope away from the house is 1" per foot for approximately 5-6 feet. Recommend ground cover planting or grass to foundation.*

### Roof and Surface Water Control

*Roof and surface water must be controlled to maintain a dry basement. This means keeping gutters cleaned out and aligned, extending downspouts, installing splashblocks, and building up the grade so that roof and surface water is diverted away from the building.*

### Window Wells

The amount of water which enters a window well from falling rain is generally slight, but water will accumulate in window wells if the yard is improperly graded. Plastic window well covers are useful in keeping out leaves and debris.

### Retaining Walls

Retaining walls deteriorate because of excessive pressure buildup behind them, generally due to water accumulation. Often, conditions can be improved by excavating a trench behind the retaining wall and filling it with coarse gravel. Drain holes through the wall will then be able to relieve the water pressure.

Retaining walls sometime suffer from tree root pressure or from general movement of topsoil down the slope. Normally, these conditions require rebuilding the retaining wall.

### Railings

It is recommended that railings be installed for any stairway over 3 steps and porches over 30" for safety reasons. Balusters for porches, balconies, and stairs should be close enough to assure children cannot squeeze through.

## ROOF COVERING REMARKS

### Valleys & Flashings

Valleys and flashings that are covered with shingles and/or tar or any other material are considered not visible and are not part of the inspection.

### Stone Roofs - Coverings

This type of covering on a pitched roof requires ongoing annual maintenance. We recommend that a roofing contractor evaluate this type of roof. Infra-red photography is best used to determine areas of potential leaks.

### Flat Roofs

Flat roofs are very vulnerable to leaking. It is very important to maintain proper drainage to prevent ponding of water. We recommend that a roofing contractor evaluate this type of roof.

ROOF TYPE	LIFE EXPECTANCY	SPECIAL REMARKS
<i>Asphalt Shingles</i>	15-20 years	Used on nearly 80% of all residential roofs; requires little maintenance
<i>Asphalt Multi-Thickness Shingles*</i>	20-30 years	Heavier and more durable than regular asphalt shingles
<i>Asphalt Interlocking Shingles*</i>	15-25 years	Especially good in high-wind areas
<i>Asphalt Rolls</i>	10 years	Used on low slope roofs
<i>Built-up Roofing</i>	10-20 years	Used on low slope roofs; 2 to 3 times as costly as asphalt shingles
<i>Wood Shingles*</i>	10-40 years <sup>1</sup>	Treat with preservative every 5 years to prevent decay
<i>Clay Tiles*</i> <i>Cement Tiles*</i>	20 + years 20 + years	Durable, fireproof, but not watertight, requiring a good subsurface base
<i>Slate Shingles*</i>	30-100 years <sup>2</sup>	Extremely durable, but brittle and expensive
<i>Asbestos Cement Shingles*</i>	30-75 years	Durable, but brittle and difficult to repair
<i>Metal Roofing</i>	15-40 + years	Comes in sheets & shingles; should be well grounded for protection from lightning; certain metals must be painted
<i>Single Ply Membrane</i>	15-25 years (mfg'r's claim)	New material; not yet passed test of time

\* Not recommended for use on low slope roof

<sup>1</sup> Depending on local conditions and proper installation

<sup>2</sup> Depending on quality of slate

Roof covering should be visually checked in spring and fall for any visible missing shingles, damaged coverings or other defects. Before re-roofing, the underside of the roof structure and roof sheathing should be inspected to determine that the roof structure can support the additional weight of the shingles.

Wood shakes and shingles will vary in aging, due to quality of the material, installation, maintenance, and surrounding shade trees. Ventilation and drying of the wood material is critical in extending the life expectancy of the wood. Commercial preservatives are available on the market, which could be applied to wood to impede deterioration.

**This confidential report is prepared exclusively for**

© 2014 Windy City Home Inspection, Inc.

---

## CHIMNEY / GUTTERS / SIDING / TRIM REMARKS

### Chimneys

Chimneys built of masonry will eventually need tuckpointing. A cracked chimney top that allows water and carbonic acid to get behind the surface brick/stone will accelerate the deterioration. Moisture will also deteriorate the clay flue liner. Periodic chimney cleaning will keep you apprised of the chimney's condition. The flashing around the chimney may need resealing and should be inspected every year or two. Fireplace chimneys should be inspected and evaluated by a chimney professional before using. Chimneys must be adequate height for proper drafting. Spark arrestors are recommended for wood burning chimney and chimney caps for fossil fuels

**Unlined Chimney** - should be re-evaluated by a chimney technician.

**Have flue cleaned and re-evaluated.** The flue lining is covered with soot or creosote and no representation can be made as to the condition.

**NOT EVALUATED-** *The flue was not evaluated due to inaccessibility such as roof pitch, cap, cleanout not accessible, etc.*

### Cricket Flashing

Small, sloped structure made of metal and designed to drain moisture away from a chimney. Usually placed at the back of a chimney.

### Gutters and Downspouts

This is an extremely important element in basement dampness control. Keep gutters clean and downspout extensions in place (4' or more). Paint the inside of galvanized gutters, which will extend the life. Shortly after a rain or thaw in winter, look for leaks at seams in the gutters. These can be recaulked before they cause damage to fascia or soffit boards. If no gutters exist, it is recommended that they be added.

### Siding

Wood siding should not come in contact with the ground. The moisture will cause rotting to take place and can attract carpenter ants.

**EIFS** - This type of siding has experienced serious problems and requires a certified EIFS inspector to determine condition.

Brick and stone veneer must be monitored for loose or missing mortar. Some brick and stone are susceptible to spalling. This can be caused when moisture is trapped and a freeze/thaw situation occurs. There are products on the market that can be used to seal out the moisture. This holds true for brick and stone chimneys also.

Metal sidings will dent and scratch. Oxidation is a normal reaction in aluminum. There are good cleaners on the market and it is recommended that they be used occasionally. Metal siding can be painted.

### Doors and Windows

These can waste an enormous amount of energy. Maintain the caulking around the frames on the exterior. Check for drafts in the winter and improve the worst offenders first. Windows that have leaky storm windows will usually have a lot of sweating. Likewise, well-sealed storms that sweat indicate a leaky window. It is the tighter unit that will sweat (unless the home has excess humidity to begin with.)

Wood that exhibits blistering or peeling paint should be examined for possible moisture sources: roof leaks, bad gutters, interior moisture from baths or laundry or from a poorly vented crawl space. Some paint problems have no logical explanation, but many are a symptom of an underlying problem. A freshly painted house may mask these symptoms, but after you have lived in the home for a year or two, look for localized paint blistering (peeling). It may be a clue.

New glazing will last longer if the raw wood is treated with boiled linseed oil prior to glazing. It prevents the wood from drawing the moisture out of the new glazing.

### Caulking

Many different types of caulk are available on the market today. Check with a paint or hardware store for the kind of application you need.

---

## **EXTERIOR / ELECTRICAL / AC / GARAGE REMARKS**

### **Exterior Doors**

The exposed side of exterior doors needs to be painted or properly stained and varnished to prevent discoloring and delamination. Weatherstripping is a must to prevent drafts.

### **Electrical**

Overhead wires from the mast to the main panel that are exposed to the weather may fray and crack. If this occurs, wires should be replaced by a licensed electrician.

Any outdoor overhead service conductor wires should have adequate clearance above the ground (10 feet) and from balcony and windows (3 feet), for safety reasons.

Underground system - Some exterior boxes that are at ground level have a grade line on them. You should insure that the grade remains below this line to prevent moisture from entering the main panel.

### **Overhead Door Openers**

We recommend that a separate electrical outlet be provided. Openers that do not have a safety reverse are considered a safety hazard. Small children and pets are especially vulnerable. We recommend the operating switches be set high enough so children cannot reach them. If a electric sensor is present, it should be teste occasionally to ensure it is working.

### **Garage Sill Plates**

Sill plates within the garage should be elevated or treated lumber should be used. If this is not the case, try to direct water away to prevent rotting.

### **A/C Compressors**

They should not become overgrown with foliage. Clearance requirements vary, but 2' on all sides should be considered minimal with up to 6' of air discharge desirable. If a clothes dryer vent is within five to ten feet, either relocate the vent or do not run when the A/C is running. The lint will quickly reduce the efficiency of the A/C unit.

### **Burners**

Any appliance such as a water heater, furnace, etc. should have the flame a minimum of 18" above the floor. Any open flame less than 18" from the floor is a potential safety hazard. The appliance should also be protected from vehicle damage.

---

## KITCHEN / LAUNDRY / UTILITY ROOM REMARKS

### Plaster on Wood Lath

Plaster on wood lath is an old technique and is no longer in general use. Wood lath shrinks with time and the nails rust and loosen. As a result, the plaster may become fragile and caution is needed in working with this type of plastering system. Sagging ceilings are best repaired by laminating drywall over the existing plaster and screwing it to the ceiling joists.

### Plaster on Gypsum Lath (Rock Lath)

Plaster on gypsum lath will sometimes show the seams of the 16" wide gypsum lath, but this does not indicate a structural fault. The scalloping appearance can be leveled with drywall joint compound and fiberglass mesh joint tape or drywall can be laminated over the existing plaster on the ceiling.

### Wood Flooring

Always attempt to clean wood floors first before making the decision to refinish the floor. Wax removers and other mild stripping agents plus a good waxing and buffing will usually produce satisfactory results. Mild bleaching agents help remove deep stains. Sanding removes some of the wood in the floor and can usually be done safely only once or twice in the life of the floor.

### Nail Pops

Drywall nail pops are due to normal expansion and contraction of the wood members to which the drywall is nailed, and are usually of no structural significance.

### Carpeting

Where carpeting has been installed, the materials and condition of the floor underneath cannot be determined.

### Appliances

Dishwashers are tested to see if the motor operates and water sprays properly (full cycles are not run). Stoves are tested to see that burners are working and oven and broiler get hot. Timer and controls are not tested. Refrigerators are not tested.

*No representation is made to continued life expectancy of any appliance.*

### Asbestos and Other Hazards

Asbestos fibers in some form are present in many homes, but are often not visible and cannot be identified without testing.

If there is reason to suspect that asbestos may be present and if it is of particular concern, a sample of the material in question may be removed and analyzed in a laboratory. ***However, detecting or inspecting for the presence or absence of asbestos is not a part of our inspection.***

***Also excluded from this inspection and report are the possible presence of, or danger from, radon gas, lead-based paint, urea formaldehyde, toxic or flammable chemicals and all other similar or potentially harmful substances and environmental hazards.***

### Windows

A representative number of windows are inspected.

---

## **BATHROOM REMARKS**

### **Stall Shower**

The metal shower pan in a stall shower has a potential or probable life of 10-20 years depending on quality of the pan installed. Although a visible inspection is made to determine whether a shower pan is currently leaking, it cannot be stated with certainty that no defect is present or that one may not soon develop. Shower pan leaks often do not show except when the shower is in actual use.

### **Ceramic Tile**

Bathroom tile installed in a mortar bed is excellent. It is still necessary to keep the joint between the tile and the tub/shower caulked or sealed to prevent water spillage from leaking through and damaging the ceilings below.

Ceramic tile is often installed in mastic. It is important to keep the tile caulked or water will seep behind the tile and cause deterioration in the wallboard. Special attention should be paid to the area around faucets and other tile penetrations.

### **Exhaust Fans**

Bathrooms with a shower should have exhaust fans where possible. This helps to remove excess moisture from the room, preventing damage to the ceiling and walls and wood finishes. The exhaust fan should not be vented into the attic. The proper way to vent the fans is to the outside. Running the vent pipe horizontally and venting into a gable end or soffit is preferred. Running the vent pipe vertically through the roof may cause condensation to run down the vent pipe, rusting the fan and damaging the wallboard. Insulating the vent pipe in the attic will help to reduce this problem.

SLOW DRAINS on sinks, tubs, and showers are usually due to build up of hair and soap scum. Most sink pop-ups can be easily removed for cleaning. Some tubs have a spring attached to the closing lever that acts as a catch for hair. It may require removing a couple of screws to disassemble. If you cannot mechanically remove the obstruction, be kind to your pipes. Don't use a caustic cleaner. There are several bacteria drain cleaners available. They are available at hardware stores in areas where septic tanks are used. These drain cleaners take a little longer to work, but are safe for you and your pipes.

### **Safety Hazards**

Typical safety hazards found in bathrooms are open grounds or reverse polarity by water. Replacing these outlets with G.F.C.I.'s are recommended. **(See Electrical section)**

### **Whirlpool Tubs**

This relates to interior tubs hooked up to interior plumbing. Where possible, the motor will be operated to see that the jets are working. Hot tubs and spas are not inspected.

---

## **ROOMS (INTERIOR ) REMARKS**

### **Door Stops**

All swinging doors should be checked for door stops. Broken or missing door stops can result in door knobs breaking through drywall or plaster.

### **Closet Guides**

Sliding closet doors should be checked to see that closet guides are in place. Missing or broken closet guides can cause scratches and damage to doors.

### **Cold Air Returns**

Bedrooms that do not have cold air returns in them should have a 3/4" gap under the doors to allow cold air to be drawn into the hall return.

### **AN INSPECTION VERSUS A WARRANTY**

A home inspection is just what the name indicates, an inspection of a home...usually a home that is being purchased. The purpose of the inspection is to determine the condition of the various systems and structures of the home. While an inspection performed by a competent inspection firm will determine the condition of the major components of the home, no inspection will pick up every minute latent defect. The inspector's ability to find all defects is limited by access to various parts of the property, lack of information about the property and many other factors. A good inspector will do his or her level best to determine the condition of the home and to report it accurately. The report that is issued is an opinion as to the condition of the home. This opinion is arrived at by the best technical methods available to the home inspection industry. It is still only an opinion.

A warranty is a policy sold to the buyer that warrants that specific items in the home are in sound condition and will remain in sound condition for a specified period of time. Typically, the warranty company never inspects the home. The warranty company uses actuarial tables to determine the expected life of the warranted items and charges the customer a fee for the warranty that will hopefully cover any projected loss and make a profit for the warranty seller. It is essentially an insurance policy.

The service that we have provided you is an inspection. We make no warranty of this property. If you desire warranty coverage, please see your real estate agent for details about any warranty plan to which their firm may have access.

---

## **WINDOWS / FIREPLACES / ATTIC REMARKS**

### **Window Frames and Sills**

Window frames and sills often are found to have surface deterioration due to condensation that has run off the window and damaged the varnish. Usually this can be repaired with a solvent style refinisher and fine steel wool. This is sometimes a sign of excess humidity in the house.

See comments regarding caulking doors and windows above (Chimneys/Gutters/Siding).

### **Fireplaces**

It is important that a fireplace be cleaned on a routine basis to prevent the buildup of creosote in the flue, which can cause a chimney fire.

Masonry fireplace chimneys are normally required to have a terra cotta flue liner or 8 inches of masonry surrounding each flue in order to be considered safe and to conform with most building codes.

During visual inspections, it is not uncommon to be unable to detect the absence of a flue liner either because of stoppage at the firebox, a defective damper or lack of access from the roof.

### **Woodburners**

Once installed, it can be difficult to determine proper clearances for woodburning stoves. Manufacturer specifications, which are not usually available to the inspector, determine the proper installation. We recommend you ask the owner for paperwork verifying that it was installed by a professional contractor.

### **Ventilation**

Ventilation is recommended at the rate of one square foot of vent area to 300 square feet of attic floor space, this being divided between soffit and rooftop. Power vents should ideally have both a humidistat and a thermostat, since ventilation is needed to remove winter moisture as well as summer heat. Evidence of condensation, such as blackened roof sheathing, frost on nail heads, etc. is an indication that ventilation may have been or is blocked or inadequate.

### **Insulation**

The recommended insulation in the attic area is R-38, approximately 12". If insulation is added, it is important that the ventilation is proper.

### **Smoke Detectors**

Smoke detectors should be tested monthly. At least one detector should be on each level.

### **Vapor Barriers**

The vapor barrier should be on the warm side of the surface. Most older homes were built without vapor barriers. If the vapor barrier is towards the cold side of the surface, it should be sliced or removed. Most vapor barriers in the attic are covered by insulation and therefore, not visible.

### **Safety Glazing**

Safety glazing requirements vary depending on the age of the home. Every attempt is made to identify areas where the lack of safety glazing presents an immediate safety hazard, such as a shower door. In some older homes it is difficult to determine if safety glazing is present, since the glass is not marked. Therefore, no representation is made that safety glazing exists in all appropriate areas.

### **Insulated Glass**

The broken seals are not always detectable due to dirty windows, covered windows, etc. In most cases, leaking glass seals take some time before they are evident.



---

## BASEMENT REMARKS

### Basement

Any basement that has cracks or leaks is technically considered to have failed. Most block basements have step cracks in various areas. If little or no movement has occurred, and the step cracks are uniform, this is considered acceptable. Horizontal cracks in the third or fourth block down indicate the block has moved due to outside pressure. They can be attributed to many factors, such as improper grading, improperly functioning gutter and downspout system, etc. Normally, if little or no movement has taken place and proper grading and downspouts exist, this is considered acceptable. If the wall containing the stress crack(s) has moved considerably, this will require some method of reinforcement. Basements that have been freshly painted or tuckpointed should be monitored for movement. This will be indicated by cracks reopening. If cracks reappear, reinforcement may be necessary. Reinforcing a basement wall can become expensive.

### Foundation (Covered Walls)

Although an effort has been made to note any major inflections or weaknesses, it is difficult at best to detect these areas when walls are finished off, or basement storage makes areas inaccessible. *No representation is made as to the condition of these walls.*

**Monitor** indicates that the walls have stress cracks, but little movement has occurred. In our opinion, the cracks should be filled with mortar and the walls monitored for further movement and cracking. If additional movement or cracking occurs, re-inforcement may be necessary.

**Have Evaluated** — We recommend that the walls be re-evaluated by a structural engineer or basement repair company and estimates be obtained if work is required.

### Vapor Barrier

Floors that are dirt or gravel should be covered with a vapor barrier.

### Moisture Present

Basement dampness is frequently noted in houses and in most cases the stains, moisture or efflorescence present is a symptom denoting that a problem exists outside the home. Usual causes are improper downspout extensions or leaking gutters and/or low or improper grade (including concrete surfaces) at the perimeter of the house. A proper slope away from the house is one inch per foot for four to six feet.

Expensive solutions to basement dampness are frequently offered, and it is possible to spend thousands of dollars on solutions such as pumping out water that has already entered or pumping of chemical preparations into the ground around the house, when all that may be necessary are a few common sense solutions at the exterior perimeter. However, this is not intended to be an exhaustive list of causes and solutions to the presence of moisture. *No representation is made to future moisture that may appear.*

### Palmer Valve

Many older homes have a valve in the floor drain. This drain needs to remain operational.

### Drain Tile

*We offer no opinion about the existence or condition of the drain tile, as it cannot be visibly inspected.*

### Basement Electrical Outlets

We recommend that you have an outlet within 6' of each appliance. The appliance you plan to install may be different than what exists, therefore the inspection includes testing a representative number of receptacles that exist. It is also recommended to have ground fault circuit interrupts for any outlet in the unfinished part of the basement and crawl spaces.

---

## **CRAWL SPACE / SLAB ON GRADE REMARKS**

### **Crawl Spaces**

Crawl spaces are shallow spaces between the first level floor joist and the ground. Access to this area may be from the inside, outside, or not accessible at all. Ductwork, plumbing and electrical may be installed in the space in which access may be necessary. The floor of the crawl space may be covered with concrete, gravel, or may be the original soil. A vapor barrier may be a sheet of plastic or tar paper and installed over or under this material. The vapor barrier will deter the moisture from the earth from escaping into the crawl space and causing a musty smell. Ventilation is also important to control excess moisture buildup. Vents may be located on the outside of the house and are normally kept open in the summer and closed for the winter (where freezing may occur).

The basement/crawl space diagram indicates areas that are covered and not part of a visual inspection. Every attempt is made to determine if paneling is warped, moisture stains are bleeding through, etc. Storage that blocks the visibility of a wall is not removed to examine that area. Therefore, it is important that on your walk-through before closing, you closely examine these areas.

Closed crawl spaces that have vents to the outside should have insulation under the floor above the crawl space.

### **Have Evaluated**

We recommend that the walls be re-evaluated by a structural engineer or basement repair company and estimates be obtained if work is required.

### **Monitor**

Monitor indicates that the walls have stress cracks, but little movement has occurred. In our opinion, the cracks should be filled with mortar and the walls monitored for further movement and cracking. If additional movement or cracking occurs, reinforcement may be necessary.

---

## PLUMBING REMARKS

### Wells

*Examination of wells is not included in this visual inspection.* It is recommended that you have well water checked for purity by the local health authorities and, if possible, a check on the flow of the well in periods of drought. A well pit should have a locked cover on it to prevent anyone from falling into the pit.

### Septic Systems

*The check of septic systems is not included in our visual inspection.* You should have the local health authorities or other qualified experts check the condition of a septic system.

In order for the septic system to be checked, the house must have been occupied within the last 30 days.

### Water Pipes

Galvanized water pipes rust from the inside out and may have to be replaced within 20 to 30 years. This is usually done in two stages: horizontal piping in the basement first, and vertical pipes throughout the house later as needed.

Copper pipes usually have more life expectancy and may last as long as 60 years before needing to be replaced.

Polybutylene pipes are grey pipes that have a history of failure and should be examined by a licensed plumber.

### Hose Bibs

During the winter months it is necessary to make sure the outside faucets are winterized. This can be done by means of a valve located in the basement. Leave the outside faucets open to allow any water standing in the pipes to drain, preventing them from freezing. Hose bibs cannot be tested when winterized.

### Water Heater

The life expectancy of a water heater is 5-10 years. Water heaters generally need not be replaced unless they leak. It is a good maintenance practice to drain 5-10 gallons from the heater several times a year. *Missing relief valves or improper extension present a safety hazard.*

### Water Softeners

During a visual inspection, it is not possible to determine if water is being properly softened.

### Plumbing

The temperature/pressure valve should be tested several times a year by lifting the valve's handle. Caution: very hot water will be discharged. If no water comes out, the valve is defective and must be replaced.

### Shut-Off Valves

Most shut-off valves have not been operated for long periods of time. We recommend operating each shut-off valve to: toilet bowl, water heater, under sinks, main shut-off, hose faucets, and all others. We recommend you have a plumber do this, as some of the valves may need to be repacked or replaced. Once the valves are in proper operating order, we recommend opening and closing these valves several times a year.

### Polybutylene Piping

This type of piping has a history of problems and should be examined by a licensed plumber and repaired or replaced as necessary.

***MECHANICAL DEVICES MAY OPERATE AT ONE MOMENT AND LATER MALFUNCTION;  
THEREFORE, LIABILITY IS SPECIFICALLY LIMITED TO THOSE SITUATIONS WHERE IT CAN BE  
CONCLUSIVELY SHOWN THAT THE MECHANICAL DEVICE INSPECTED WAS INOPERABLE OR IN  
THE IMMEDIATE NEED OF REPAIR OR NOT PERFORMING THE FUNCTION FOR WHICH IS IT WAS  
INTENDED AT THE TIME OF INSPECTION.***

---

## HEATING SYSTEM REMARKS

**HEATING AND AIR CONDITIONING** units have limited lives. Normal lives are:

GAS-FIRED HOT AIR.....	15-25 years
OIL-FIRED HOT AIR.....	20-30 years
CAST IRON BOILER.....	30-50 years
(Hot water or steam)	or more
STEEL BOILER.....	30-40 years
(Hot water or steam)	or more
COPPER BOILER.....	10-20 years
(Hot water or steam)	
CIRCULATING PUMP (Hot water).....	10-15 years
AIR CONDITIONING COMPRESSOR...8-12 years	
HEAT PUMP.....	8-12 years

Gas-fired hot air units that are close to or beyond their normal lives have the potential of becoming a source of carbon monoxide in the home. You may want to have such a unit checked every year or so to assure yourself that it is still intact. Of course, a unit of such an age is a good candidate for replacement with one of the new, high efficiency furnaces. The fuel savings alone can be very attractive.

Boilers and their systems may require annual attention. If you are not familiar with your system, have a heating contractor come out in the fall to show you how to do the necessary things. **Caution: do not add water to a hot boiler!**

Forced air systems should have filters changed every 30 to 60 days of the heating and cooling season. This is especially true if you have central air conditioning. A dirty air system can lead to premature failure of your compressor - a \$1,500 machine.

Oil-fired furnaces and boilers should be serviced by a professional each year. Most experts agree you will pay for the service cost in fuel saved by having a properly tuned burner.

Read the instructions for maintaining the humidifier on your furnace. A malfunctioning humidifier can rust out a furnace rather quickly. It is recommended that the humidifier be serviced at the same time as the furnace, and be cleaned regularly. **During a visual inspection it is not possible to determine if the humidifier is working.**

**Have HVAC Technician Examine** - A condition was found that suggests a heating contractor should do a further analysis. We suggest doing this before closing.

**Heat exchangers cannot be examined nor their condition determined without being disassembled. Since this is not possible during a visual, non-technically exhaustive inspection, you may want to obtain a service contract on the unit or contact a furnace technician regarding a more thorough examination.**

Testing pilot safety switch requires blowing out the pilot light. Checking safety limit controls requires disconnecting blower motor or using other means beyond the scope of this inspection. If furnace has not been serviced in last 12 months, you may want to have a furnace technician examine.

**CO Test** - This is not part of a non-technical inspection. If a test was performed, the type of tester is indicated on page 27.

**Combustible Gas Test (Potential Safety Hazard)** - If a combustible gas detector was used during the inspection of the furnace and evidence of possible combustible gases was noted, we caution you that our test instrument is sensitive to many gases and not a foolproof test. None-the-less, this presents the possibility that a hazard exists and could indicate that the heat exchanger is, or will soon be, defective.

---

## COOLING SYSTEM / ELECTRICAL REMARKS

### Electrical

Every effort has been made to evaluate the size of the service. Three wires going into the home indicate 240 volts. The total amps is sometimes difficult to determine. We highly recommend that ground fault circuit interrupters (G.F.C.I.) be connected to all outlets around water. This device automatically opens the circuit when it senses a current leak to ground. This device can be purchased in most hardware stores. G.F.C.I.'s are recommended by all outlets located near water, outside outlets, or garage outlets. Pool outlets should also be protected with a G.F.C.I.

The G.F.C.I. senses the flow of electricity through a circuit. If more current is flowing through the black ("hot") wire than the white ("neutral") wire, there is a current leakage. The G.F.C.I., which can sense a ground leak of as little as .005 amps, will shut off the current in 1/40 of a second, which is fast enough to prevent injury.

If you do have G.F.C.I.'s, it is recommended that you test (and reset) them monthly. When you push the test button, the reset button should pop out, shutting off the circuit. If it doesn't, the breaker is not working properly. If you don't test them once a month, the breakers have a tendency to stick, and may not protect you when needed.

Knob and tube wiring found in older homes should be checked by an electrician to insure that the wire cover is in good condition. Under no circumstances should this wire be covered with insulation. Recess light fixtures should have a baffle around them so that they are not covered with insulation. The newer recessed fixtures will shut off if they overheat.

Federal Pacific electrical panels may be unsafe. See [www.google.com](http://www.google.com) and search for "Federal Pacific" for additional and up-to-date information.

***Aluminum wiring in general lighting circuits has a history of overheating, with the potential of a fire. If this type of wiring exists, a licensed electrical contractor should examine the whole system.***

### Arc Faults

In some areas, arc faults are required in new homes, starting in 2002. These control outlets in the bedrooms.

### Reverse Polarity

A common problem that surfaces in many homes is reverse polarity. This is a potentially hazardous situation in which the hot and neutral wires of a circuit are reversed at the outlet, thereby allowing the appliance to incorrectly be connected. This is an inexpensive item to correct.

Each receptacle has a brass and silver screw. The black wire should be wired to the brass screw and the white wire should go to the silver screw. When these wires are switched, this is called "reverse polarity". Turning off the power and switching these wires will correct the problem.

Main service wiring for housing is typically 240 volts. The minimum capacity for newer homes is 100 amps, though many older homes still have 60 amp service. Larger homes or all electric homes will likely have a 200 amp service.

Main service wiring may be protected by one or more circuit breakers or fuses. While most areas allow up to six main turnoffs, expanding from these panels is generally not allowed.

### Cooling

**Testing A/C System and Heat Pump** - The circuit breakers to A/C should be on for a minimum of 24 hours and the outside temperature at least 60 degrees for the past 24 hours or an A/C system cannot be operated without possible damage to the compressor. Check the instructions in your A/C manual or on the outside compressor before starting up in the summer. Heat pump can only be tested in the mode it's running in. Outside temperature should be at least 65° for the past 24 hours to run in cooling mode.

Temperature differential, between 14°-22°, is usually acceptable. If out of this range, have an HVAC contractor examine it. It is not always feasible to do a differential test due to high humidity, low outside temperature, etc.

## COSTS OF REMODELING OR REPAIR

The prices quoted below include a range of prices based on a typical metropolitan area. Individual prices from contractors can vary substantially from these ranges. We advise that several bids be obtained on any work exceeding several hundred dollars. **DO NOT RELY ON THESE PRICES... GET FURTHER ESTIMATES.**

ITEM	UNIT	ESTIMATED PRICE
Masonry fireplace	Each	\$3,000 - \$6,000
Install prefab fireplace	Each	2,000 - 4,000
Insulate attic	Square foot	.75 - 1.25
Install attic ventilating fan	Each	200 - 300
Install new drywall over plaster	Square foot	1.75 - 2.75
Install new warm air furnace	Each	2,000 - 3,000
Replace central air conditioning electric 3T, on existing ductwork	Each	1,400 - 2,000
Install humidifier	Each	300 - 500
Install electrostatic air cleaner	Each	800 - 1,500
Increase elec. svc. to 60-100 amps	Each	600 - 1,200
Run separate elec. line for dryer	Each	125 - 200
Run separate elec. line for A/C	Each	135 - 200
Install hardwired smoke detector	Each	100 - 180
Install new disposal	Each	250 - 400
Install new dishwasher	Each	500 - 750
Install new hot water boiler	Each	2,000 - 4,000
Install new 30-40 gal water heater	Each	350 - 650
Install new 30 gal. water heater	Each	300 - 500
Dig and install new well	Each	get estimate
Install new septic system	Each	get estimate
Regrade around exterior	Each	500 - 900
Install new sump pump and pit	Each	400 - 600
Build new redwood or pressure-treated deck	Square foot	20 - 30
Install storm windows	Each	60 - 150
Install wood replacement windows	Each	400 - 800
Install aluminum or vinyl replacement windows	Each	300 - 800
Install new gutters and downspouts	Linear foot	3.50 - 5.00
Install asphalt shingle over existing roofing	Square foot	1.20 - 1.70
Tear off existing roof and install new asphalt shingle roof	Square foot	2.50 - 4.00
Instl 1-ply membrane rubberized roof	Square foot	get estimate
Instl new 4-ply built-up tar & gravel	Square foot	get estimate
Remove asbestos from pipes in bsmt (with probable minimum)	Linear foot	get estimate
Concrete drive or patio	Square foot	3.00 - 4.00
with removal of old	Square foot	2.25 - 3.00
Clean chimney flue	Each	100 - 200
Add flue liner for gas fuel		900 - 1,200
Add flue liner for oil or wood		2,800 - 3,500

Deferred Costs - It is impossible to determine how long these items will last before needing replacement. The report addresses most of these items from a "condition" standpoint.

## PREVENTIVE MAINTENANCE TIPS

- I. **FOUNDATION & MASONRY: *Basements, Exterior Walls:*** To prevent seepage and condensation problems.
  - a. Check basement for dampness & leakage after wet weather.
  - b. Check chimneys, deteriorated chimney caps, loose and missing mortar.
  - c. Maintain grading sloped away from foundation walls.
  
- II. **ROOFS & GUTTERS:** To prevent roof leaks, condensation, seepage and decay problems.
  - a. Check for damaged, loose or missing shingles, blisters.
  - b. Clean gutters, leaders, strainers, window wells, drains. Be sure downspouts direct water away from foundation. Cut back tree limbs.
  - c. Check flashings around roof stacks, vents, skylights, chimneys, as sources of leakage. Check vents, louvers and chimneys for birds nests, squirrels, insects.
  - d. Check fascias and soffits for paint flaking, leakage & decay.
  
- III. **EXTERIOR WALLS:** To prevent paint failure, decay and moisture penetration problems.
  - a. Check painted surface for paint flaking or paint failure. Cut back shrubs.
  - b. Check exterior masonry walls for cracks, looseness, missing or broken mortar.
  
- IV. **DOORS AND WINDOWS:** To prevent air and weather penetration problems.
  - a. Check caulking for decay around doors, windows, corner boards, joints. Recaulk and weatherstrip as needed. Check glazing, putty around windows.
  
- V. **ELECTRICAL:** For safe electrical performance, mark & label each circuit.
  - a. Trip circuit breakers every six months and ground fault circuit interrupters (G.F.C.I.) monthly.
  - b. Check condition of lamp cords, extension cords & plugs. Replace at first sign of wear & damage.
  - c. Check exposed wiring & cable for wear or damage.
  - d. If you experience slight tingling shock from handling or touching any appliance, disconnect the appliance & have it repaired. If lights flicker or dim, or if appliances go on and off unnecessarily, call a licensed electrician.
  
- VI. **PLUMBING:** For preventive maintenance.
  - a. Drain exterior water lines, hose bibs, sprinklers, pool equipment in the fall.
  - b. Draw off sediment in water heaters monthly or per manufacturer's instructions.
  - c. Have septic tank cleaned every 2 years.
  
- VII. **HEATING & COOLING:** For comfort, efficiency, energy conservation and safety.
  - a. Change or clean furnace filters, air condition filters, electronic filters as needed.
  - b. Clean and service humidifier. Check periodically and annually.
  - c. Have oil burning equipment serviced annually.
  
- VIII. **INTERIOR:** General house maintenance.
  - a. Check bathroom tile joints, tub grouting & caulking. Be sure all tile joints in bathrooms are kept well sealed with tile grout to prevent damage to walls, floors & ceilings below.
  - b. Close crawl vents in winter and open in summer.
  - c. Check underside of roof for water stains, leaks, dampness & condensation, particularly in attics and around chimneys.
  
- IX. **Know the location of:**
  - Main water shutoff valve.
  - Main electrical disconnect or breaker.
  - Main emergency shutoff switch for the heating system.

# Standards of Practice

---

1. Introduction
  2. Purpose & Scope
  3. Structural System
  4. Exterior
  5. Roofing System
  6. Plumbing System
  7. Electrical System
  8. Heating System
  9. Air Conditioning System
  10. Interior
  11. Insulation & Ventilation
  12. Fireplaces & Solid Fuel Burning Appliances
  13. General Limitations & Exclusions  
Glossary
- 

Effective 1 January 2000

© 2000 American Society of Home Inspectors®

## 1. INTRODUCTION

**1.1** The American Society of Home Inspectors®, Inc. (ASHI®) is a not-for-profit professional society established in 1976. Membership in ASHI is voluntary and its members include private, fee-paid home *inspectors*. ASHI®'s objectives include promotion of excellence within the profession and continual improvement of its members' inspection services to the public.

## 2. PURPOSE AND SCOPE

**2.1** The purpose of these Standards of Practice is to establish a minimum and uniform standard for private, fee-paid home *inspectors* who are members of the American Society of Home Inspectors. *Home inspections* performed to these Standards of Practice are intended to provide the client with information regarding the condition of the *systems* and *components* of the home as *inspected* at the time of the *Home Inspection*.

### **2.2** The *inspector* shall:

#### A. *inspect*:

1. *readily accessible systems* and *components* of homes listed in these Standards of Practice.
2. *installed systems* and *components* of homes listed in these Standards of Practice.

#### B. *report*:

1. on those *systems* and *components inspected* which, in the professional opinion of the *inspector*, are *significantly deficient* or are near the end of their service lives.
2. A reason why, if not self-evident, the system or component is *significantly deficient* or near the end of its service life.
3. the *inspector's* recommendations to correct or monitor the *reported* deficiency.
4. on any *systems* and *components* designated for inspection in these Standards of Practice which were present at the time of the *Home Inspection* but were not *inspected* and the reason they were not *inspected*.

### **2.3** These Standards of Practice are not intended to limit *inspectors* from:

- A. including other inspection services, *systems* or *components* in addition to those required by these Standards of Practice.
  - B. specifying repairs, provided the *inspector* is appropriately qualified and willing to do so.
  - C. excluding *systems* and *components* from the inspection if requested by the client.
- 

**This confidential report is prepared exclusively for**

© 2014 Windy City Home Inspection, Inc.



### 3. STRUCTURAL SYSTEM

#### 3.1 The *inspector* shall:

##### A. *inspect*:

1. the *structural components* including foundation and framing.
2. by probing a *representative number* of *structural components* where deterioration is suspected or where clear indications of possible deterioration exist. Probing is NOT required when probing would damage any finished surface or where no deterioration is visible.

##### B. *describe*:

1. the foundation and *report* the methods used to *inspect* the *under-floor crawl space*.
2. the floor structure.
3. the wall structure.
4. the ceiling structure.
5. the roof structure and *report* the methods used to *inspect* the attic.

#### 3.2 The *inspector* is NOT required to:

- A. provide any *engineering service* or *architectural service*.
- B. offer an opinion as to the adequacy of any *structural system* or *component*.

### 4. EXTERIOR

#### 4.1 The *inspector* shall:

##### A. *inspect*:

1. the exterior wall covering, flashing and trim.
2. all exterior doors.
3. attached decks, balconies, stoops, steps, porches, and their associated railings.
4. the eaves, soffits, and fascias where accessible from the ground level.
5. the vegetation, grading, surface drainage, and retaining walls on the property when any of these are likely to adversely affect the building.
6. walkways, patios, and driveways leading to dwelling entrances.

##### B. *describe* the exterior wall covering.

#### 4.2 The *inspector* is NOT required to:

##### A. *inspect*:

1. screening, shutters, awnings, and similar seasonal accessories.
2. fences.
3. geological, geotechnical, or hydrological conditions.
4. *recreational facilities*.
5. outbuildings.
6. seawalls, break-walls, and docks.
7. erosion control and earth stabilization measures.

### 5. ROOF SYSTEM

#### 5.1 The *inspector* shall:

##### A. *inspect*:

1. the roof covering.
2. the *roof drainage systems*.
3. the flashings.
4. the skylights, chimneys, and roof penetrations.

##### B. *describe* the roof covering and *report* the methods used to *inspect* the roof.

#### 5.2 The *inspector* is NOT required to:

##### A. *inspect*:

1. antennae.
2. interiors of flues or chimneys which are not *readily accessible*.
3. other installed accessories.

## 6. PLUMBING SYSTEM

### 6.1 The *inspector* shall:

#### A. *inspect*:

1. the interior water supply and distribution *systems* including all fixtures and faucets.
2. the drain, waste and vent *systems* including all fixtures.
3. the water heating equipment
4. the vent *systems*, flues, and chimneys.
5. the fuel storage and fuel distribution *systems*.
6. the drainage sumps, sump pumps, and related piping.

#### B. *describe*:

1. the water supply, drain, waste, and vent piping materials.
2. the water heating equipment including the energy source.
3. the location of main water and main fuel shut-off valves.

### 6.2 The *inspector* is NOT required to:

#### A. *inspect*:

1. the clothes washing machine connections.
2. the interiors of flues or chimneys which are not *readily accessible*.
3. wells, well pumps, or water storage related equipment.
4. water conditioning *systems*.
5. solar water heating *systems*.
6. fire and lawn sprinkler *systems*.
7. private waste disposal *systems*.

#### B. *determine*:

1. whether water supply and waste disposal *systems* are public or private.
2. the quantity or quality of the water supply.
3. operate safety valves or shut off valves.

## 7. ELECTRICAL SYSTEM

### 7.1 The *inspector* shall:

#### A. *inspect*:

1. the service drop.
2. the service entrance conductors, cables, and raceways.
3. the service equipment and main disconnects.
4. the service grounding.
5. the interior *components* of service panels and sub panels.
6. the conductors.
7. the overcurrent protection devices.
8. a *representative number* of *installed* lighting fixtures, switches, and receptacles.
9. the ground fault circuit interrupters.

#### B. *describe*:

1. the amperage and voltage rating of the service
2. the location of main disconnect(s) and sub panels
3. the *wiring methods*

#### C. *report*:

1. on the presence of solid conductor aluminum branch circuit wiring
2. on the absence of smoke detectors

### 7.2 The *inspector* is NOT required to:

#### A. *inspect*:

1. the remote control devices unless the device is the only control device.
2. the *alarm systems* and *components*.
3. the low voltage wiring, *systems* and *components*.
4. the ancillary wiring, *systems* and *components* not a part of the primary electrical power distribution *system*.

#### B. measure amperage, voltage, or impedance.

## 8. HEATING SYSTEM

### 8.1 The *inspector* shall:

- A. *inspect*:
  1. the *installed* heating equipment.
  2. the vent *systems*, flues, and chimneys.
- B. *describe*
  1. the energy source.
  2. the heating method by its distinguishing characteristics.

### 8.2 The *inspector* is NOT required to:

- A. *inspect*:
  1. the interiors of flues or chimneys which are not *readily accessible*.
  2. the heat exchanger.
  3. the humidifier or dehumidifier.
  4. the electronic air filter.
  5. the solar space heating system.
- B. determine heat supply adequacy or distribution balance.

## 9. AIR CONDITIONING SYSTEMS

### 9.1 The *inspector* shall:

- A. *inspect* the *installed* central and through-wall cooling equipment.
- B. *describe*:
  1. the energy source.
  2. the cooling method by its distinguishing characteristics.

### 9.2 The *inspector* is NOT required to:

- A. *inspect* electronic air filters.
- B. determine cooling supply adequacy or distribution balance.

## 10. INTERIOR

### 10.1 The *inspector* shall:

- A. *inspect*:
  1. the walls, ceilings, and floors.
  2. the steps, stairways, and railings.
  3. the countertops and a *representative number* of *installed* cabinets.
  4. a *representative number* of doors and windows.
  5. garage doors and garage door operators.

### 10.2 The *inspector* is NOT required to:

- A. *inspect*:
  1. the paint, wallpaper, and other finish treatments.
  2. the carpeting.
  3. the window treatments.
  4. the central vacuum *systems*.
  5. the *household appliances*.
  6. *recreational facilities*.

## 11. INSULATION & VENTILATION

### 11.1 The *inspector* shall:

- A. *inspect*:
  1. the insulation and vapor retarders in unfinished spaces.
  2. the ventilation of attics and foundation areas.
  3. the mechanical ventilation *systems*.
- B. *describe*:
  1. the insulation and vapor retarders in unfinished spaces.
  2. the absence of insulation in unfinished spaces at conditioned surfaces.

**11.2 The *inspector* is NOT required to:**

- A. disturb insulation or vapor retarders.
- B. determine indoor air quality.

**12. FIREPLACES AND SOLID FUEL BURNING APPLIANCES****12.1 The *inspector* shall:**

- A. *inspect*:
  - 1. the system *components*.
  - 2. the vent *systems*, flues, and chimneys.
- B. *describe*:
  - 1. the fireplaces and solid fuel burning appliances.
  - 2. the chimneys.

**12.2 The *inspector* is NOT required to:**

- A. *inspect*:
  - 1. the interiors of flues or chimneys.
  - 2. the firescreens and doors.
  - 3. the seals and gaskets.
  - 4. the automatic fuel feed devices.
  - 5. the mantles and fireplace surrounds.
  - 6. the combustion make-up air devices.
  - 7. the heat distribution assists whether gravity controlled or fan assisted.
- B. ignite or extinguish fires.
- C. determine draft characteristics.
- D. move fireplace inserts or stoves or firebox contents.

**13. GENERAL LIMITATIONS AND EXCLUSIONS****13.1 General limitations:**

- A. Inspections performed in accordance with these Standards of Practice
  - 1. are not *technically exhaustive*.
  - 2. will not identify concealed conditions or latent defects
- B. These Standards of Practice are applicable to buildings with four or fewer dwelling units and their garages or carports.

**13.2 General exclusions:**

- A. The *inspector* is not required to perform any action or make any determination unless specifically stated in these Standards of Practice, except as may be required by lawful authority.
- B. *Inspectors* are NOT required to determine:
  - 1. the condition of *systems* or *components* which are not *readily accessible*.
  - 2. the remaining life of any system or component.
  - 3. the strength, adequacy, effectiveness, or efficiency of any system or component.
  - 4. the causes of any condition or deficiency.
  - 5. the methods, materials, or costs of corrections.
  - 6. future conditions including, but not limited to, failure of *systems* and *components*.
  - 7. the suitability of the property for any specialized use.
  - 8. compliance with regulatory requirements (codes, regulations, laws, ordinances, etc.).
  - 9. the market value of the property or its marketability.
  - 10. the advisability of the purchase of the property.
  - 11. the presence of potentially hazardous plants or animals including, but not limited to wood destroying organisms or diseases harmful to humans.
  - 12. the presence of any environmental hazards including, but not limited to toxins, carcinogens, noise, and contaminants in soil, water, and air.
  - 13. the effectiveness of any system *installed* or methods utilized to control or remove suspected hazardous substances.

14. the operating costs of *systems* or *components*.
  15. the acoustical properties of any system or component.
- C. *Inspectors* are NOT required to offer:
1. or perform any act or service contrary to law.
  2. or perform *engineering services*.
  3. or perform work in any trade or any professional service other than *home inspection*.
  4. warranties or guarantees of any kind.
- D. *Inspectors* are NOT required to operate:
1. any system or component which is shut down or otherwise inoperable.
  2. any system or component which does not respond to *normal operating controls*.
  3. shut-off valves.
- E. *Inspectors* are NOT required to enter:
1. any area which will, in the opinion of the *inspector*, likely be dangerous to the *inspector* or other persons or damage the property or its *systems* or *components*.
  2. the *under-floor crawl spaces* or attics which do not conform to recognized standards for clearance.
- F. *Inspectors* are NOT required to *inspect*:
1. underground items including, but not limited to underground storage tanks or other underground indications of their presence, whether abandoned or active.
  2. *systems* or *components* which are not *installed*.
  3. *decorative items*.
  4. *systems* or *components* located in areas which are not entered in accordance with these Standards of Practice.
  5. detached structures other than garages and carports.
  6. common elements or common areas in multi-unit housing, such as condominium properties or cooperative housing.
- G. *Inspectors* are NOT required to:
1. perform any procedure or operation which will, in the opinion of the *inspector*, likely be dangerous to the *inspector* or other persons or damage the property or its *systems* or *components*.
  2. move suspended ceiling tiles, personal property, furniture, equipment, plants, soil, snow, ice, or debris.
  3. *dismantle* any *system* or *component*, except as explicitly required by these Standards of Practice.

---

## GLOSSARY OF ITALICIZED WORDS

### **Alarm Systems**

Warning devices, *installed* or free-standing, including but not limited to; carbon monoxide detectors, flue gas and other spillage detectors, security equipment, ejector pumps and smoke alarms

### **Architectural Service**

Any practice involving the art and science of building design for construction of any structure or grouping of structures and the use of space within and surrounding the structures or the design for construction, including but not specifically limited to, schematic design, design development, preparation of construction contract documents, and administration of the construction contract

### **Automatic Safety Controls**

Devices designed and installed to protect systems and components from unsafe conditions

### **Component**

A part of a *system*

### **Decorative**

Ornamental; not required for the proper operation of the essential *systems* and *components* of a home

### **Describe**

---

**This confidential report is prepared exclusively for**

© 2014 Windy City Home Inspection, Inc.

To report a *system* or *component* by its type or other observed, significant characteristics to distinguish it from other *systems* or *components*

***Dismantle***

To take apart or remove any *component*, device or piece of equipment that would not be taken apart or removed by a homeowner in the course of normal and routine home owner maintenance

***Engineering Service***

Any professional service or creative work requiring engineering education, training, and experience and the application of special knowledge of the mathematical, physical and engineering sciences to such professional service or creative work as consultation, investigation, *evaluation*, planning, design and supervision of construction for the purpose of assuring compliance with the specifications and design, in conjunction with structures, buildings, machines, equipment, works or processes

***Further Evaluation***

Examination and analysis by a qualified professional, tradesman or service technician beyond that provided by the *home inspection*

***Home Inspection***

The process by which an inspector visually examines the *readily accessible systems* and *components* of a home and which describes those *systems* and *components* in accordance with these Standards of Practice

***Household Appliances***

Kitchen, laundry, and similar appliances, whether *installed* or free-standing

***Inspect***

To examine readily accessible *systems* and *components* of a building in accordance with these Standards of Practice, using *normal operating controls* and opening *readily openable access panels*

***Inspector***

A person hired to examine any *system* or *component* of a building in accordance with these Standards of Practice

***Installed***

Attached such that removal requires tools

***Normal Operating Controls***

Devices such as thermostats, switches or valves intended to be operated by the homeowner

***Readily Accessible***

Available for visual inspection without requiring moving of personal property, *dismantling*, destructive measures, or any action which will likely involve risk to persons or property

***Readily Openable Access Panel***

A panel provided for homeowner inspection and maintenance that is within normal reach, can be removed by one person, and is not sealed in place

***Recreational Facilities***

Spas, saunas, steam baths, swimming pools, exercise, entertainment, athletic, playground or other similar equipment and associated accessories

***Report***

To communicate in writing

***Representative Number***

One *component* per room for multiple similar interior *components* such as windows and electric outlets; one *component* on each side of the building for multiple similar exterior *components*

***Roof Drainage Systems***

---

**This confidential report is prepared exclusively for**

**Significantly Deficient**

*Unsafe* or not functioning

**Shut Down**

A state in which a *system* or *component* cannot be operated by *normal operating controls*

**Solid Fuel Burning Appliances**

A hearth and fire chamber or similar prepared place in which a fire may be built and which is built in conjunction with a chimney; or a listed assembly of a fire chamber, its chimney and related factory-made parts designed for unit assembly without requiring field construction

**Structural Component**

A *component* which supports non-variable forces or weights (dead loads) and variable forces or weights (live loads)

**System**

A combination of interacting or interdependent *components*, assembled to carry out one or more functions

**Technically Exhaustive**

An investigation that involves *dismantling*, the extensive use of advanced techniques, measurements, instruments, testing, calculations, or other means

**Under-Floor Crawl Space**

The area within the confines of the foundation and between the ground and the underside of the floor

**Unsafe**

A condition in a readily accessible, *installed component* or *system* which is judged to be a significant risk of personal injury during normal, day-to-day use. The risk may be due to damage, deterioration, improper installation or a change in accepted residential construction standards

**Wiring Methods**

Identification of electrical conductors or wires by their general type, such as "non-metallic sheathed cable" ("Romex"), "armored cable" ("bx") or "knob and tube," etc.